

Survey Results - Week Commencing 30 March 2020

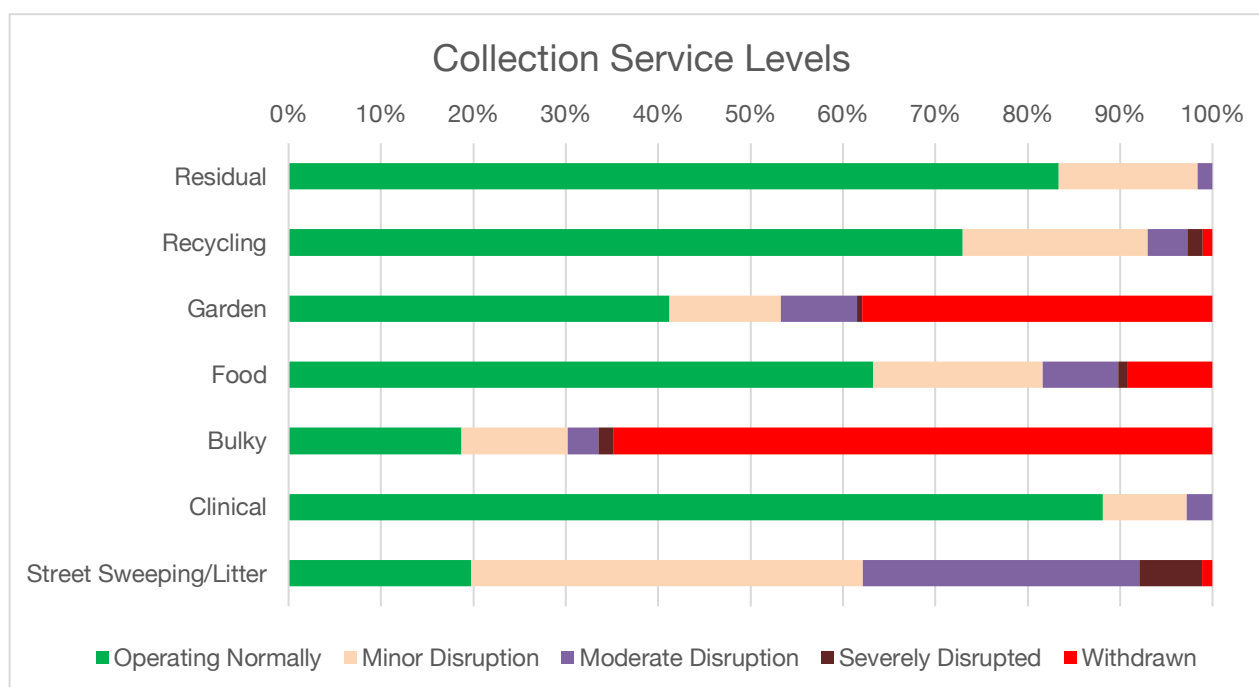
Collection Services

Summary:

- Residual, recycling and clinical waste collections are all continuing to operate normally to date in most places.
- Food waste collections have seen some disruption in some places, but most authorities are still operating normally.
- Garden and bulky waste collection services are experiencing higher levels of service disruption and suspension.
- Street sweeping and litter services are not operating normally in most places, 80% of authorities are reporting disruption and some suspensions.

Data:

	Residual	Recycling	Garden	Food	Bulky	Clinical	Street Sweeping/Litter
Operating Normally	83%	73%	41%	63%	19%	88%	20%
Minor Disruption	15%	20%	12%	18%	12%	9%	42%
Moderate Disruption	2%	4%	8%	8%	3%	3%	30%
Severely Disrupted	0%	2%	1%	1%	2%	0%	7%
Withdrawn	0%	1%	38%	9%	65%	0%	1%



Headlines:

For **residual waste**, situation is very much ‘business as usual’ to date. The vast majority (83%) of Waste Collection Authorities (WCAs) responding reported that their **residual waste** collection service is operating normally. 15% of WCAs reported minor disruption, and 2% reported moderate disruption – none reported serious disruption.

For **recycling**, the situation is also ‘business as usual’. Almost three quarters (73%) of Waste Collection Authorities (WCAs) reported that their **recycling** collection service is operating normally. 26% of WCAs reported that their recycling service is disrupted to some extent, with just 1% having suspended this service.

For **food waste** collection, the majority of providers are still operating normally. Almost two thirds (63%) of Waste Collection Authorities (WCAs) that provide a separate **food waste** collection reported that their food waste service is operating normally. 27% reported some level of disruption, and 9 (9%) have already suspended this service.

And **clinical waste** collections are also operating normally in most places. 88% of (WCAs) providing this service reported that it is operating normally, and the other 12% reported only minor or moderate disruption. None are reporting major disruption or service suspension.

Other types of waste collection are experiencing higher levels of service disruption and suspension. 41% of Waste Collection Authorities (WCAs) responding reported that their **garden waste** collection service is operating normally, and 21% reported that their garden waste service is disrupted to some extent. Over a third (38%) have already suspended this service.

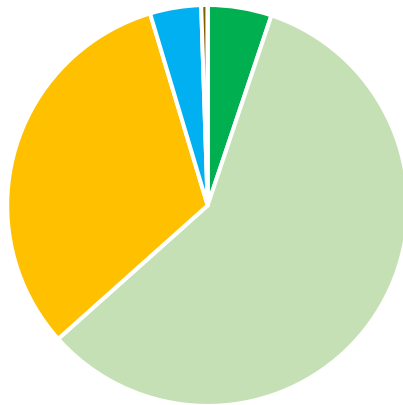
Two thirds (65%) of Waste Collection Authorities (WCAs) have already suspended their **bulky waste** collection service, in some cases this means meeting pre-existing requests but not taking new ones. 17% are experiencing some level of disruption. Only 19% continue to provide the service normally.

Street sweeping and litter services are mostly not operating normally. Over three quarters of councils (79%) are experiencing some level of disruption. 1% have suspended this service. Only 20% continue to provide the service normally.

Collection Staff Absence Levels

No Impact	5%
Less than 20% reduction	58%
20% to 40% reduction	32%
40% to 60% reduction	4%
60% to 80% reduction	1%
Greater than 80% reduction	0%

Collection Staffing Absence



- No Impact
- Less than 20% reduction
- 20% to 40% reduction
- 40% to 60% reduction
- 60% to 80% reduction
- Greater than 80% reduction

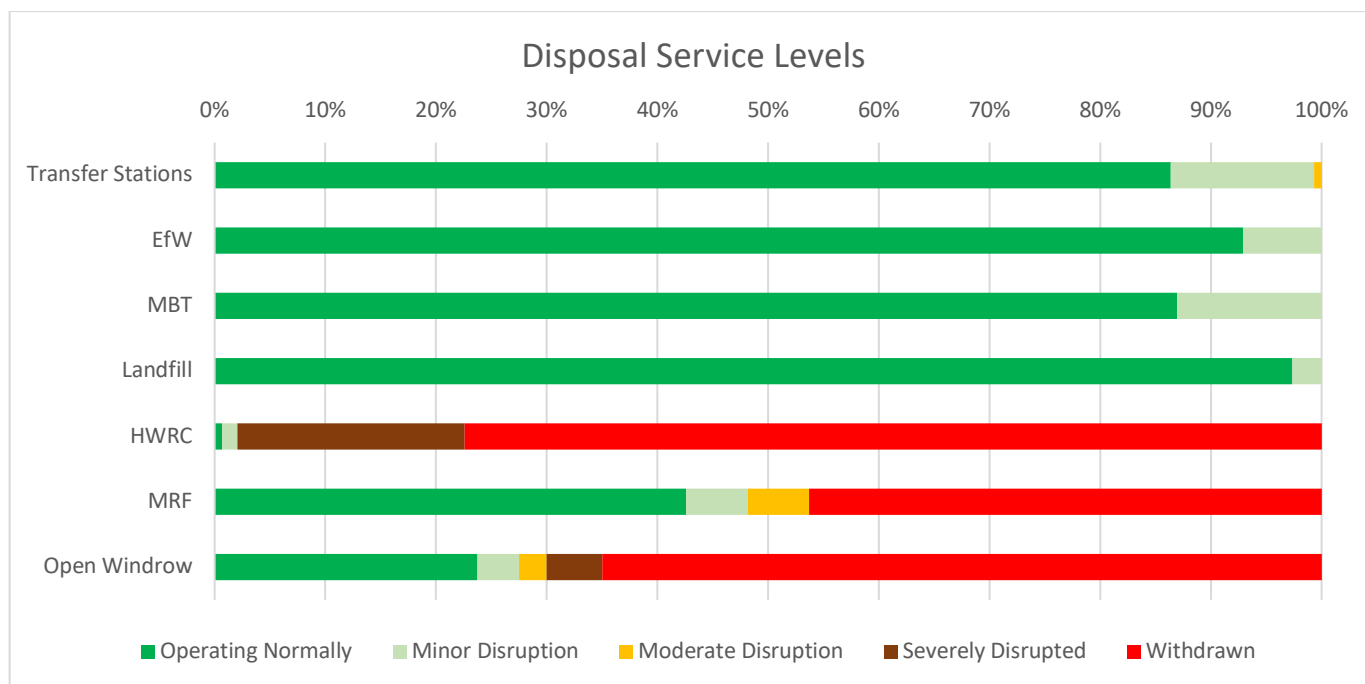
Disposal Services

Summary:

- Energy from Waste plants and landfill sites are continuing to operate normally.
- Most Waste Disposal Authorities (WDAs) have closed their Household Waste Recycling Centres for the time being.
- Other waste treatment services have been disrupted to a greater or lesser extent, and withdrawn in some place.

Data:

	Transfer Stations	EfW	MBT	Landfill	HWRC	MRF	Open Windrow
Operating Normally	86%	93%	87%	97%	1%	43%	24%
Minor Disruption	13%	7%	13%	3%	1%	6%	4%
Moderate Disruption	1%	0%	0%	0%	0%	6%	3%
Severely Disrupted	0%	0%	0%	0%	21%	0%	5%
Withdrawn	0%	0%	0%	0%	77%	46%	65%



Headlines:

Energy from Waste (EFW) is operating normally. 93% of Waste Disposal Authorities (WDAs) treating residual waste in this way reported normal operation, and the other 7% only minor disruption. No moderate/severe disruption or suspensions.

97% of the WDAs sending some waste to **landfill** are continuing to do so normally, and 3% are reporting only minor disruption. No moderate/severe disruption or suspensions.

86% of WDAs report that **transfer stations** are operating normally, the other 14% report only minor or moderate disruption. No severe disruptions or suspensions.

Most WDAs have suspended their **Household Waste Recycling Centres (HWRCs)** – 77% have withdrawn this service temporarily, and a further 21% are experiencing severe disruption. Only 2% are keeping their HWRCs open with little or no disruption.

Of the WDAs sending some waste to **MBT**, 87% are continuing to do so normally, and the other 13% are reporting only minor disruption. No moderate/severe disruption or suspensions.

Approximately half of WDAs are continuing to operate their **Material Recycling Facilities (MRFs)** – 43% are operating normally, a further 12% are experiencing minor or moderate disruption. 46% report that they have withdrawn this treatment, although this figure should be used cautiously as there may be some differences in interpretation.

Two thirds of WDAs (65%) report that they have suspended the use of **open windrow composting**. 24% continue to operate normally or with little disruption. Again, these figures should be used cautiously as there may be some differences in interpretation.

Reasons for Service Disruption

	Collection	Disposal
Staff absence due to sickness	85	31
Staff absence due to isolation	117	53
Effects of social distancing on operational practices	42	68
Difficulty in securing PPE	8	3
Difficulty in securing parts/fuel	3	1
Problems with supply chains / offtakers	29	10
Don't know	2	14
Other	20	32
Total	306	212

