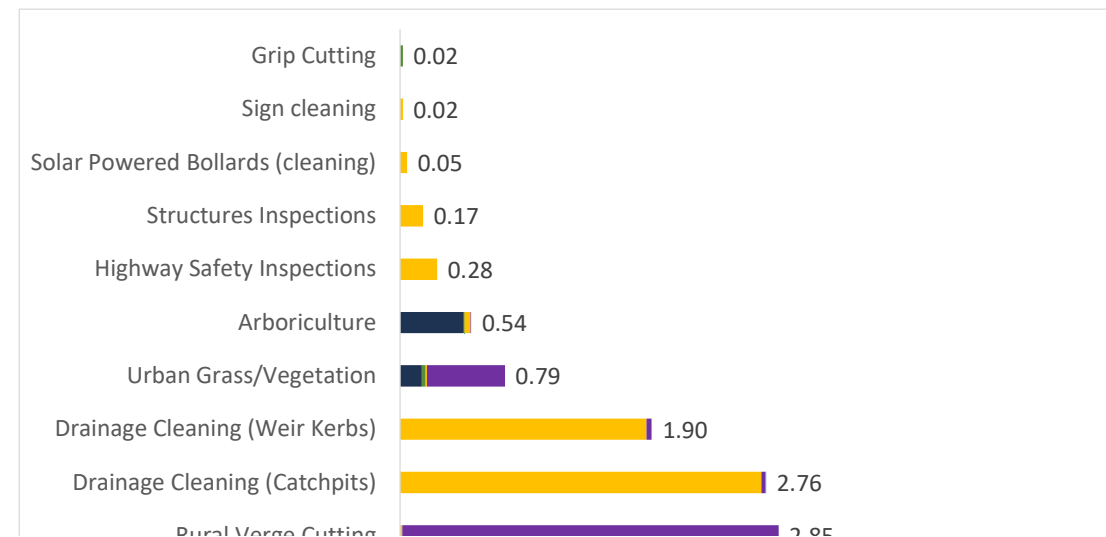


Organisation_Name	Service	Reporting_Year	Function	Corridor	Activity	Unit_Of_Work	Units_Per_Year	Unit_kgCO2e	Total_kgCO2e	Data_Confidence
Hampshire County Council	Highways	2022	Arboriculture	A30 Hook	Arb Cyclical Maintenance Activities	Annual	1	535.2779885	535.2779885	20.83333333
Hampshire County Council	Highways	2022	Arboriculture	A30 Hook	Arb Reactive Safety Works	Shift	7	59.85236104	418.9665273	0
Hampshire County Council	Highways	2022	Countywide Highway Inspections	A30 Hook	Highway Safety Inspections (24 Month Combined)	Shift	40	0.537717169	21.50868676	25
Hampshire County Council	Highways	2022	Countywide Highway Inspections	A30 Hook	Highway Safety Inspections (24 Month Driven)	Shift	444	0.536559297	238.2323279	25
Hampshire County Council	Highways	2022	Countywide Highway Inspections	A30 Hook	Highway Safety Inspections (24 Month Walked)	Shift	44	0.450668764	19.82942562	25
Hampshire County Council	Highways	2022	Countywide Highway Inspections	A30 Hook	Highway Safety Inspections (Adhoc)	Shift	121	0.590393414	71.43760312	25
Hampshire County Council	Highways	2022	Cyclical Maintenance	A30 Hook	Drainage Cleaning (Catchpits)	Annual	1	2755.197753	2755.197753	16.66666667
Hampshire County Council	Highways	2022	Cyclical Maintenance	A30 Hook	Drainage Cleaning (Gullies)	Annual	1	4275.78878	4275.78878	16.66666667
Hampshire County Council	Highways	2022	Cyclical Maintenance	A30 Hook	Drainage Cleaning (Weir Kerbs)	Annual	1	1896.161555	1896.161555	16.66666667
Hampshire County Council	Highways	2022	Cyclical Maintenance	A30 Hook	Grip Cutting	Shift	1	20.63959689	20.63959689	12.5
Hampshire County Council	Highways	2022	Cyclical Maintenance	A30 Hook	Rural Verge Cutting	Annual	1	2849.124862	2849.124862	25
Hampshire County Council	Highways	2022	Cyclical Maintenance	A30 Hook	Sign cleaning	Annual	1	20.66402674	20.66402674	25
Hampshire County Council	Highways	2022	Cyclical Maintenance	A30 Hook	Solar Powered Bollards (cleaning)	Annual	1	51.89172635	51.89172635	25
Hampshire County Council	Highways	2022	Cyclical Maintenance	A30 Hook	Urban Grass/Vegetation	Annual	1	789.9871329	789.9871329	0
Hampshire County Council	Highways	2022	Reactive Maintenance	A30 Hook	Carriageway defect (not pothole)	Annual	1	14.48684734	14.48684734	28.57142857
Hampshire County Council	Highways	2022	Reactive Maintenance	A30 Hook	Carriageway icy surface (gritting/winter maintenance)	Annual	1	2283.133125	2283.133125	25
Hampshire County Council	Highways	2022	Reactive Maintenance	A30 Hook	Carriageway pothole patching (HRA)	Shift	19	119.3553915	2267.752439	12.5
Hampshire County Council	Highways	2022	Reactive Maintenance	A30 Hook	Carriageway pothole patching (Viafix)	Shift	15	391.4071309	5871.106964	21.42857143
Hampshire County Council	Highways	2022	Reactive Maintenance	A30 Hook	Deposit/spill/RTI on surface	Shift	3	68.86545327	206.5963598	12.5
Hampshire County Council	Highways	2022	Reactive Maintenance	A30 Hook	Drainage & vegetation combined works	Annual	1	2421.85288	2421.85288	43.26923077
Hampshire County Council	Highways	2022	Reactive Maintenance	A30 Hook	Drainage blocked (dig out and rod)	Shift	2	5.971833666	11.94366733	0
Hampshire County Council	Highways	2022	Reactive Maintenance	A30 Hook	Find & Fix potholes	Shift	18	65.17110567	1173.079902	20
Hampshire County Council	Highways	2022	Reactive Maintenance	A30 Hook	Footway block paving & slabs	Shift	4	17.79368799	71.17475198	12.5
Hampshire County Council	Highways	2022	Reactive Maintenance	A30 Hook	Footway ironwork resetting	Shift	3	16.44915446	49.34746339	25
Hampshire County Council	Highways	2022	Reactive Maintenance	A30 Hook	Footway patching (assumed HRA)	Shift	5	35.14667094	175.7333547	25
Hampshire County Council	Highways	2022	Reactive Maintenance	A30 Hook	Footway pothole (Viafix)	Shift	1	279.3029556	279.3029556	25
Hampshire County Council	Highways	2022	Reactive Maintenance	A30 Hook	Footway vegetation obstruction	Shift	7	32.08234434	224.5764104	25
Hampshire County Council	Highways	2022	Reactive Maintenance	A30 Hook	Guardrails & fencing	Annual	1	255.4180034	255.4180034	42.5
Hampshire County Council	Highways	2021	Reactive Maintenance	A30 Hook	Ironwork reinstatements	Annual	9	692.941569	1451.214556	28.33333333
Hampshire County Council	Highways	2022	Reactive Maintenance	A30 Hook	Ironwork reinstatements (other)	Annual	1	461.7089762	461.7089762	25
Hampshire County Council	Highways	2022	Reactive Maintenance	A30 Hook	Ironwork reinstatements (replacing 450x400mm grate & frame)	Shift	3	83.32869201	249.986076	35
Hampshire County Council	Highways	2022	Reactive Maintenance	A30 Hook	Ironwork reinstatements (replacing 600x600mm grate & frame)	Shift	5	147.9039008	739.519504	25
Hampshire County Council	Highways	2022	Reactive Maintenance	A30 Hook	Jetting works	Shift	3	123.9209087	371.7627262	6.25
Hampshire County Council	Highways	2022	Reactive Maintenance	A30 Hook	Kerb relaying	Shift	3	9.630020891	28.89006267	37.5
Hampshire County Council	Highways	2022	Reactive Maintenance	A30 Hook	Replace/Remove/Install bollard	Shift	10	27.43446204	274.3446204	27.27272727
Hampshire County Council	Highways	2022	Reactive Maintenance	A30 Hook	Road marking/lining	Annual	1	375.5844	375.5844	0
Hampshire County Council	Highways	2022	Reactive Maintenance	A30 Hook	Sign missing/damaged	Annual	1	951.8433722	951.8433722	19.23076923
Hampshire County Council	Highways	2022	Reactive Maintenance	A30 Hook	Vegetation obstruction (flail cutting hedges)	Shift	2	1.811189356	3.622378711	25
Hampshire County Council	Highways	2022	Structures	A30 Hook	Structures Maintenance (Biannual Inspections)	Shift	8	21.637674	173.101392	25
Hampshire County Council	Highways	2022	Reactive Maintenance	A30 Hook	Tree planting with plastic spirals	Shift	1	132.1875466	132.1875466	6.3
Hampshire County Council	Highways	2023	Reactive Maintenance	A30 Hook	Other	Shift	5	7.366647146	36.83323573	62.5

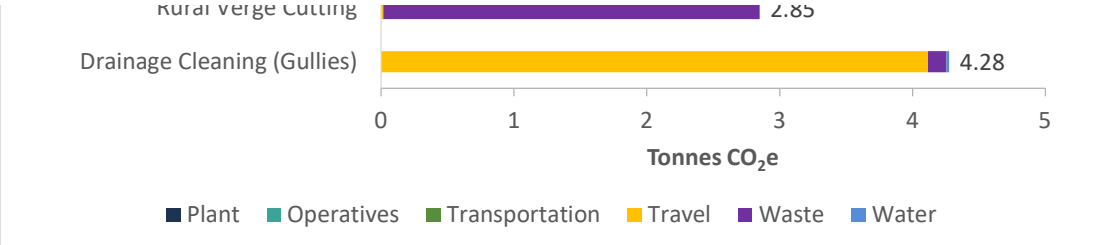
Activity	Frequency	Category	Lifecycle Stage	Description	Units	Quantity	Adjustment_Multipl	Override	Long_Description	EPD_Reference	EPD_Expiry	Data_Confidence	Carbon_Factor	kgCO2e_per_i	Total_kgC
Arb Cyclical Maintenar		1 Plant	B2	Brushwood chipper (litres		15.9	8	FALSE	[BEIS] Fuels, Liquid fuels, Diesel (100% mineral diesel) (+V			25	3.32754	423.263088	423.26
Arb Cyclical Maintenar		1 Travel	A4	Lorry 3.5 tonnes gros miles		87.1		FALSE	[BEIS] Delivery vehicles & freight, Vans, Class III (1.74 to 3			25	0.507808985	44.23016261	44.23
Arb Cyclical Maintenar		1 Waste	C3	Wood waste conversi tonnes		0.4597	0.5	TRUE	[BEIS] WTT - bioenergy, WTT - biomass, wood chips			0	30.4	6.98744	6.99
Arb Cyclical Maintenar		1 Plant	B2	Brush cutters rotary r litres		0.75	8	FALSE	[BEIS] Fuels, Liquid fuels, Petrol (100% mineral petrol) (+V			25	2.94253	17.65518	17.66
Arb Cyclical Maintenar		1 Plant	B2	Chainsaw 600mm ch litres		1.621	8	FALSE	[BEIS] Fuels, Liquid fuels, Petrol (100% mineral petrol) (+V			25	2.94253	38.15872904	38.16
Arb Cyclical Maintenar		1 Services	B2	Operatives	operative.day	2.1333		FALSE	[FHRG] Contracted & Agency Staff, Remote Working, Net			25	2.336	4.9833888	4.98
Drainage Cleaning (Cat		1 Waste	C3	Recycled solids	tonnes	0.199453	134	FALSE	[BEIS] Reuse/Recycling, Aggregates, Construction, Open-l			0	0.984911723	26.32344212	26.32
Drainage Cleaning (Cat		1 Waste	C3	Recycled water	m3	0.13177	134	FALSE	[BEIS] Water, Water, Water treatment {2023}			0	0.201318292	3.554713314	3.55
Drainage Cleaning (Cat		1 Travel	A4	Return journey in 18t miles		47.8	11	FALSE	[BEIS] Delivery vehicles & freight, HGV (all diesel), Rigid (>			25	1.949427855	1025.009166	1,025.01
Drainage Cleaning (Cat		1 Travel	A4	Return journey in 18t miles		60.6	9	FALSE	[BEIS] Delivery vehicles & freight, HGV (all diesel), Rigid (>			25	1.949427855	1063.217952	1,063.22
Drainage Cleaning (Cat		1 Travel	A4	Return journey in 18t miles		40.5666	8	FALSE	[BEIS] Delivery vehicles & freight, HGV (all diesel), Rigid (>			25	1.949427855	632.6532802	632.65
Drainage Cleaning (Cat		1 Water	B7	Water for jetting	m3	0.1875	134	FALSE	[BEIS] Water, Water, Water supply {2023}			25	0.176684547	4.439199233	4.44
Drainage Cleaning (Gul		1 Travel	A4	Return journey in 18t miles		60.6	17	FALSE	[BEIS] Delivery vehicles & freight, HGV (all diesel), Rigid (>			25	1.949427855	2008.300576	2,008.30
Drainage Cleaning (Gul		1 Travel	A4	Return journey in 18t miles		47.8	15	FALSE	[BEIS] Delivery vehicles & freight, HGV (all diesel), Rigid (>			25	1.949427855	1397.739772	1,397.74
Drainage Cleaning (Gul		1 Travel	A4	Return journey in 18t miles		40.5666	9	FALSE	[BEIS] Delivery vehicles & freight, HGV (all diesel), Rigid (>			25	1.949427855	711.7349402	711.73
Drainage Cleaning (Gul		1 Waste	C3	Recycled water	m3	0.13177	617	FALSE	[BEIS] Water, Water, Water treatment {2023}			0	0.201318292	16.36759787	16.37
Drainage Cleaning (Gul		1 Water	B7	Water for jetting	m3	0.1875	617	FALSE	[BEIS] Water, Water, Water supply {2023}			25	0.176684547	20.44019348	20.44
Drainage Cleaning (Gul		1 Waste	C3	Recycled solids	tonnes	0.199453	617	FALSE	[BEIS] Reuse/Recycling, Aggregates, Construction, Open-l			0	0.984911723	121.2056999	121.21
Drainage Cleaning (We		1 Water	B7	Water for jetting	m3	0.1875	165	FALSE	[BEIS] Water, Water, Water supply {2023}			25	0.176684547	5.46617816	5.47
Drainage Cleaning (We		1 Travel	A4	Return journey in 18t miles		40.5666	6	FALSE	[BEIS] Delivery vehicles & freight, HGV (all diesel), Rigid (>			25	1.949427855	474.4899601	474.49
Drainage Cleaning (We		1 Waste	C3	Recycled solids	tonnes	0.199453	165	FALSE	[BEIS] Reuse/Recycling, Aggregates, Construction, Open-l			0	0.984911723	32.41319366	32.41
Drainage Cleaning (We		1 Waste	C3	Recycled water	m3	0.13177	165	FALSE	[BEIS] Water, Water, Water treatment {2023}			0	0.201318292	4.377072364	4.38
Drainage Cleaning (We		1 Travel	A4	Return journey in 18t miles		47.8	11	FALSE	[BEIS] Delivery vehicles & freight, HGV (all diesel), Rigid (>			25	1.949427855	1025.009166	1,025.01
Drainage Cleaning (We		1 Travel	A4	Return journey in 18t miles		60.6	3	FALSE	[BEIS] Delivery vehicles & freight, HGV (all diesel), Rigid (>			25	1.949427855	354.405984	354.41
Grip Cutting		1 Plant	B2	Mini excavator	litres	0.0015625	8	FALSE	[BEIS] Fuels, Liquid fuels, Diesel (100% mineral diesel) (+V			0	3.32754	0.04159425	0.04
Grip Cutting		1 Transportation	A4	7.5t trailer for towing miles		21.2		FALSE	[BEIS] Delivery vehicles & freight, HGV (all diesel), Rigid (>			25	0.971603898	20.59800264	20.60
Highway Safety Inspec		40 Travel	A4	Travel in Inspections	km	3.1022		FALSE	[BEIS] Commuting & Business Travel, Cars (by size), Small			25	0.17333414	0.537717169	21.51
Highway Safety Inspec		444 Travel	A4	Travel in Inspections	km	3.09552		FALSE	[BEIS] Commuting & Business Travel, Cars (by size), Small			25	0.17333414	0.536559297	238.23
Highway Safety Inspec		44 Travel	A4	Travel from Hook dep	km	2.6		FALSE	[BEIS] Commuting & Business Travel, Cars (by size), Small			25	0.17333414	0.450668764	19.83
Rural Verge Cutting		1 Travel	B2	Swathe cut (summer)	km	17.66107		FALSE	[BEIS] Delivery vehicles & freight, Vans, Class III (1.74 to 3			25	0.315534027	5.572668536	5.57
Rural Verge Cutting		1 Travel	B2	Visibility cut (July)	km	9.484		FALSE	[BEIS] Delivery vehicles & freight, Vans, Class III (1.74 to 3			25	0.315534027	2.992524711	2.99
Rural Verge Cutting		1 Travel	B2	Full cut (autumn)	km	23.91202		FALSE	[BEIS] Delivery vehicles & freight, Vans, Class III (1.74 to 3			25	0.315534027	7.545055961	7.55
Rural Verge Cutting		1 Travel	B2	Central reservation c	km	3.929		FALSE	[BEIS] Delivery vehicles & freight, Vans, Class III (1.74 to 3			25	0.315534027	1.239733191	1.24
Rural Verge Cutting		1 Waste	C4	Biomass left on site t	kg	54,985.92	0.25	TRUE	Greenprint			25	0.206	2831.77488	#REF!
Sign cleaning		1 Travel	A4	Assumed drive from l	miles	21.5		FALSE	[BEIS] Delivery vehicles & freight, Vans, Average (up to 3.5			25	0.463318985	9.961358183	9.96
Sign cleaning		1 Travel	A4	Assumed drive from l	miles	8.2		FALSE	[BEIS] Delivery vehicles & freight, Vans, Average (up to 3.5			25	0.463318985	3.799215679	3.80
Sign cleaning		1 Travel	A4	Assumed drive from l	miles	14.9		FALSE	[BEIS] Delivery vehicles & freight, Vans, Average (up to 3.5			25	0.463318985	6.90345288	6.90
Solar Powered Bollards		1 Travel	A4	Van	miles	112		FALSE	[BEIS] Delivery vehicles & freight, Vans, Average (up to 3.5			25	0.463318985	51.89172635	51.89
Structures Maintenanc		8 Travel	A4	Travel from Winchest	miles	61.3		FALSE	[BEIS] Commuting & Business Travel, Cars (by size), Avera			25	0.35298	21.637674	173.10
Urban Grass/Vegetatic		1 Travel	B2	Hedge flailing (Januar	km	0.38395		FALSE	[BEIS] Delivery vehicles & freight, HGV (all diesel), Rigid (>			0	0.603729785	0.231802051	0.23
Urban Grass/Vegetatic		1 Transportation	A4	Driving lawnmower b	miles	23	7	FALSE	[BEIS] Delivery vehicles & freight, Vans, Class I (up to 1.30			0	0.169288416	27.25543499	27.26
Urban Grass/Vegetatic		1 Plant	B2	Urban grass cutting	litres	6.983375	7	FALSE	[BEIS] Fuels, Liquid fuels, Diesel (100% mineral diesel) (+V			0	3.32754	162.6622175	162.66
Urban Grass/Vegetatic		1 Plant	B2	Shrub cutting	hours	2.19		TRUE	https://www.stihl.co.uk/en/c/hedge-trimmers-long-reach			0	0.66676	1.4602044	1.46
Urban Grass/Vegetatic		1 Travel	A4	Travel from Fleet dep	miles	22.98857		FALSE	[BEIS] Delivery vehicles & freight, Vans, Average (up to 3.5			0	0.463318985	10.65104092	10.65
Urban Grass/Vegetatic		1 Waste	C4	Grass biomass left on	kg	11,412.16	0.25	TRUE	Greenprint			25	0.206	587.726433	#REF!

Sum of Total_kgCO2e	Column Labels							
Row Labels	Plant	Services	Transportation	Travel	Waste	Water	Grand Total	
Arb Cyclical Maintenar		479.076997	4.9833888		44.23016261	6.98744	535.2779885	
Drainage Cleaning (Catchpits)					2720.880399	29.87815544	2755.197753	
Drainage Cleaning (Gullies)					4117.775289	137.5732978	4275.78878	
Drainage Cleaning (Weir Kerbs)					1853.90511	36.79026602	1896.161555	
Grip Cutting		0.04159425		20.59800264			20.63959689	
Highway Safety Inspections (24 Month Combined)					21.50868676		21.50868676	
Highway Safety Inspections (24 Month Driven)					238.2323279		238.2323279	
Highway Safety Inspections (24 Month Walked)					19.82942562		19.82942562	
Rural Verge Cutting					17.3499824	2831.77488	2849.124862	
Sign cleaning					20.66402674		20.66402674	
Solar Powered Bollards (cleaning)					51.89172635		51.89172635	
Urban Grass/Vegetatic		164.1224219		27.25543499	10.88284298	587.726433	789.9871329	
Structures Maintenance (Biannual Inspections)					173.101392		173.101392	
Grand Total		643.2410132	4.9833888	47.85343763	9290.251371	3630.730472	30.34557087	13647.40525

Row Labels	Plant	Operatives	Transportation	Travel	Waste	Water	Grand Total
Drainage Cleaning (Gullies)				4117.775289	137.5732978	20.44019348	4275.78878

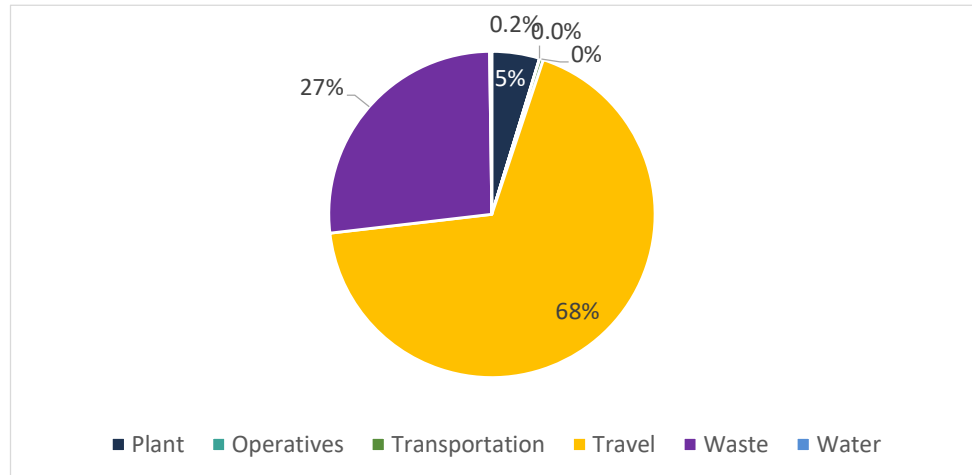


Rural Verge Cutting	17.3499824	2831.77488		2849.124862
Drainage Cleaning (Catchpits)	2720.880399	29.87815544	4.439199233	2755.197753
Drainage Cleaning (Weir Kerbs)		1853.90511	36.79026602	1896.161555
Urban Grass/Vegetatic	164.1224219	27.25543499	10.88284298	789.9871329
Arboriculture	479.076997	4.9833888	44.23016261	535.2779885
Highway Safety Inspections		279.5704403		279.5704403
Structures Inspections		173.101392		173.101392
Solar Powered Bollards (cleaning)		51.89172635		51.89172635
Sign cleaning		20.66402674		20.66402674
Grip Cutting	0.04159425	20.59800264		20.63959689



Row Labels	Sum of Total_kgCO2e
Plant	643.2410132
Services	4.9833888
Transportation	47.85343763
Travel	9290.251371
Waste	3630.730472
Water	30.34557087
Grand Total	13647.40525

Plant	643.2410132
Operatives	4.9833888
Transportation	47.85343763
Travel	9290.251371
Waste	3630.730472
Water	30.34557087

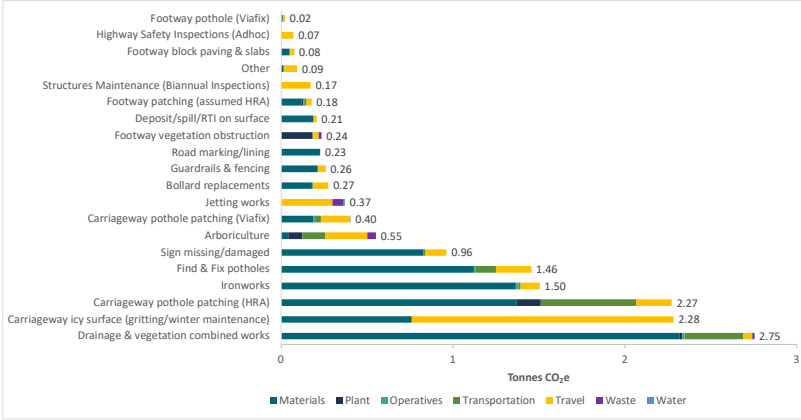
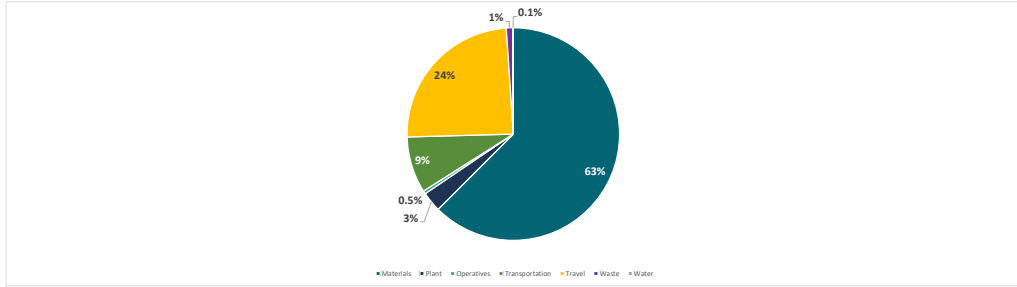


Activity	Frequency	Category	Lifecycle stages	Description	Units	Quantity	Adjustment	Multipier	Override	Long_Description	EPD_Reference	EPD_Equivalency	Data_Confidence	Carbon_Factor	kgCO2e_per_inst	Total_kg
Arb Reactive Safety Works	7	Transportation	A4	Transportation of cherry picker (assumed 7.5 flatbed)	units	75.5	0.142857	FALSE		(BEIS) Delivery vehicles & freight, HGV (all diesel), Rigid (3.5 - 7.5 tonnes), Average laden (WTT) (2023)	0	0.971603998	10.47943156	73.356		
Arb Reactive Safety Works	7	Waste	C3	Wood waste conversion to biomass	tonnes	0.4597	0.5	TRUE		(BEIS) WTT - biomass, WTT - biomass, wood chips	0	6.8874	48.9121			
Arb Reactive Safety Works	7	Plant	B2	Chainaw (petrol) for cutting felled/dangerous tree	litres	1.62	1.5	FALSE		(BEIS) Fuels, Liquid Fuels, Petrol (100% mineral petrol) (WTT) (2022)	0	2.94253	7.1503979	50.0224		
Arb Reactive Safety Works	7	Plant	A4	Lorry 3.5 tonnes gross vehicle weight	litres	75.5	0.5	FALSE		(BEIS) Delivery vehicles & freight, Vans, Class III (1.74 to 3.5 tonnes), Diesel (WTT) (2023)	0	0.507808985	38.0166071	214.702		
Arb Reactive Safety Works	7	Plant	B2	Cherry picker (diesel)	litres	9.6	0.142857	FALSE		(BEIS) Fuels, Liquid Fuels, Diesel (100% mineral diesel) (WTT) (2022)	0	3.32754	4.563478865	31.9444		
Carriageway defect (not pothole)	1	Travel	A4	Removing signs from HULLFORDS JUNCTION ON A30 AND JUNCTION OF HARES LANE ON A30	miles	10.8		FALSE		(BEIS) Delivery vehicles & freight, Vans, Class III (1.74 to 3.5 tonnes), Diesel (WTT) (2023)	25	0.507808985	5.48433704	54.8434		
Carriageway defect (not pothole)	1	Travel	A4	Lorry 7.5 tonnes gross vehicle weight	miles	4.4		FALSE		(BEIS) Delivery vehicles & freight, HGV (all diesel), Rigid (3.5 - 7.5 tonnes), Average laden (WTT) (2023)	75	0.971603998	7.189808485	71.8987		
Carriageway defect (not pothole)	1	Materials	A1-A3	Hot material plug for car's wet sockets	kg	0.16	0.25	FALSE		(BEIS) Delivery vehicles & freight, HGV (all diesel), Rigid (3.5 - 7.5 tonnes), Average laden (WTT) (2023)	25	14.9336315	0.5734526	0.5735		
Carriageway defect (not pothole)	1	Transportation	A4	Asphalt delivery (assumed from Tarmac, Hayes)	tonne.km	61.18	0.0092	FALSE		(BEIS) Delivery vehicles & freight, HGV (all diesel), All rights, Average laden (WTT) (2023)	25	0.093342844	0.05253858	0.05254		
Carriageway defect (not pothole)	1	Plant	B3	Vibrating plate compactor (assumed petrol) for 15 mins	litres	0.13	0.25	FALSE		(BEIS) Fuels, Liquid Fuels, Petrol (100% mineral petrol) (WTT) (2022)	25	2.94253	1.12551725	11.2552		
Carriageway defect (not pothole)	1	Materials	A1-A3	Tack coat for car's eye sockets	m2	1.52		FALSE		(BEIS) Surfactants, Adhesives, Sealants, Construction, Closed-loop (2023)	25	0.11637465	0.03727888	0.03728		
Carriageway icy surface (gritting/water maintenance)	1	Materials	A1-A3	Gritting salt	tonnes	108.588889		TRUE		(BEIS) Materials, Winter Treatments, Road salt/grit (2022) (kgCO2e per Unit)	25	0.25	7.59727222	759.772		
Carriageway icy surface (gritting/water maintenance)	1	Travel	B2	Gritter, 18 tonnes or more	miles	781.44		FALSE		(BEIS) Delivery vehicles & freight, HGV (all diesel), Rigid (3.5 - 7.5 tonnes), Average laden (WTT) (2023)	25	1.949427855	1523.369003	1523.36		
Carriageway pothole patching (HRA)	19	Transportation	A4	18t beaverfall for delivery of roller/wacker plate	miles	11.76	0	FALSE		(BEIS) Delivery vehicles & freight, HGV (all diesel), Rigid (3.5 - 7.5 tonnes), Average laden (WTT) (2023)	25	1.949427855	22.92527158	435.58		
Carriageway pothole patching (HRA)	19	Plant	B3	Roller / wacker plate (petrol)	litres	0.2675	0	FALSE		(BEIS) Fuels, Liquid Fuels, Petrol (100% mineral petrol) (WTT) (2022)	0	2.94253	0.78933334	13.42		
Carriageway pothole patching (HRA)	19	Travel	A4	3.5 van	miles	11.76	0.105263158	FALSE		(BEIS) Delivery vehicles & freight, Vans, Class III (1.74 to 3.5 tonnes), Diesel (WTT) (2023)	0	0.507808985	0.62861407	11.9437		
Carriageway pothole patching (HRA)	19	Materials	A1-A3	Hot Rolled Asphalt (HRA)	m2	8.586842105	0.52	FALSE		(ICE) Asphalt, Road surface, 7% binder content (2023)	25	16.16091228	72.16102504	1371.06		
Carriageway pothole patching (HRA)	19	Plant	C1	Breaker (petrol) for small patches	litres	0.18333		FALSE		(BEIS) Fuels, Liquid Fuels, Petrol (100% mineral petrol) (WTT) (2022)	0	2.94253	0.53945025	10.2499		
Carriageway pothole patching (HRA)	19	Travel	A4	7.5 tipper (diesel)	miles	11.8	0.89476842	FALSE		(BEIS) Delivery vehicles & freight, HGV (all diesel), Rigid (3.5 - 7.5 tonnes), Average laden (WTT) (2023)	0	0.971603998	20.28295168	194.901		
Carriageway pothole patching (HRA)	19	Transportation	A4	Asphalt delivery (assumed from Tarmac, Hayes)	tonne.km	61.18	1.114	FALSE		(BEIS) Delivery vehicles & freight, HGV (all diesel), All rights, Average laden (WTT) (2023)	25	0.093342844	6.361795748	120.873		
Carriageway pothole patching (Viafia)	15	Transportation	A4	Viafia delivery from Viatec UK, Radstock	tonne.km	0.1375		FALSE		(BEIS) Delivery vehicles & freight, HGV (all diesel), All HGVs, Average laden (WTT) (2023)	25	0.120417467	2.294524731	34.4179		
Carriageway pothole patching (Viafia)	15	Travel	A4	Lorry 7.5 tonnes plated gross vehicle weight.	miles	11.76	0	FALSE		(BEIS) Delivery vehicles & freight, HGV (all diesel), Rigid (3.5 - 7.5 tonnes), Average laden (WTT) (2023)	25	0.971603998	11.42606184	171.391		
Carriageway pothole patching (Viafia)	15	Materials	A1-A3	Bond coat	m2	0.08044161	5.5238	FALSE		(BEIS) Surfactants, Adhesives, Sealants, Construction, Closed-loop (2023)	25	5.54165	2.46862317	37.0294		
Carriageway pothole patching (Viafia)	15	Services	B3	Operatives	operative.day	0.26666667	0	FALSE		(FHIG) Contracted & Agency Staff, Remote Working, Network Operations (7.5 Hour Day, Excludes Travel & Transportation) (2023)	50	2.336	0.6227776	9.34166		
Carriageway pothole patching (Viafia)	15	Materials	A1-A3	Viafia	kg	REDACTED	REDACTED	REDACTED		REDACTED	0	REDACTED	10.065	0.0671		
Carriageway pothole patching (Viafia)	15	Water	B3	Water added to Viafia	m3	0.00075	5.5	FALSE		(BEIS) Water, Water, Water supply (2023)	50	0.17668447	0.00072824	0.00073		
Carriageway pothole patching (Viafia)	15	Plant	B3	Vibrating plate compactor (petrol)	litres	0.00214	0.9825	FALSE		(BEIS) Fuels, Liquid Fuels, Petrol (100% mineral petrol) (WTT) (2022)	25	2.94253	0.00618616	0.0028		
Carriageway pothole patching (Viafia)	15	Materials	A1-A3	Dress dry (spill absorbent material)	kg	22.85	7	FALSE		(ICE) Aggregate Sand, General, Clay, bulk, loose (2023)	25	0.393208	62.8936196	188.681		
Carriageway pothole patching (Viafia)	15	Travel	A4	3.5 van	miles	11.76		FALSE		(BEIS) Delivery vehicles & freight, Vans, Class III (1.74 to 3.5 tonnes), Diesel (WTT) (2023)	0	0.507808985	5.971833666	17.9155		
Carriageway pothole patching (Viafia)	15	Materials	A1-A3	Concrete bedding & backing for kerbs (ST1)	m3	2.807625	0	FALSE		(BEIS) Concrete & Mortar, SPECIFIED CONCRETE MIXES, Concrete ST1 (2023)	25	154.7037886	434.25188	434.25		
Carriageway pothole patching (Viafia)	15	Materials	A1-A3	Footway bedding Type 1, 65mm thick	m2	18	0.65	FALSE		(ICE) Asphalt, Road surface, 4.5% binder content (2023)	0	14.9336315	174.723885	174.723		
Carriageway pothole patching (Viafia)	15	Waste	C3	Disposal (assumed recycling) of concrete kerbs, bedding, & backing	tonnes	3.778875	2.4	FALSE		(BEIS) Reuse/Recycling, Concrete, Construction, Open-loop or closed-loop (2023)	75	0.984911723	8.932459892	8.93246		
Carriageway pothole patching (Viafia)	15	Materials	A1-A3	Concrete backfill for brick gutters (ST2)	m3	0.2041875	2	FALSE		(BEIS) Concrete & Mortar, SPECIFIED CONCRETE MIXES, Concrete ST2 (2023)	75	212.5427432	86.79714275	86.7971		
Carriageway pothole patching (Viafia)	15	Materials	A1-A3	225mm internal diameter drain or sewer flexibly jointed on bed Type 2 in trench depth to invert not exceeding 1.200 metres in lengths not exceeding 7 metres.	m	0.25	0	FALSE		(BEIS) Reuse/Recycling, Metals, Construction, Closed-loop (2023)	25	0.866666667	0.216666667	0.21667		
Carriageway pothole patching (Viafia)	15	Materials	A1-A3	Type 2 bedding (ST2)	m3	0.97193	0	FALSE		(BEIS) Concrete & Mortar, SPECIFIED CONCRETE MIXES, Concrete ST2 (2023)	75	212.5427432	206.5766684	206.577		
Carriageway pothole patching (Viafia)	15	Materials	A1-A3	Precast concrete chamber Type S2	each	1	0	FALSE		(BEIS) Miscellaneous Materials, Type A chamber (2023)	25	321.064896	321.064896	321.065		
Carriageway pothole patching (Viafia)	15	Services	B3	Gateman - Shift including vehicle and welfare	operative.day	5	0	FALSE		(FHIG) Contracted & Agency Staff, Remote Working, Network Operations (7.5 Hour Day, Excludes Travel & Transportation) (2023)	50	2.336	11.68	11.68		
Carriageway pothole patching (Viafia)	15	Transportation	A4	Delivery from BQS and/or Pavement, Fareham (assumed)	tonne.km	75.125	20.6876202	FALSE		(BEIS) Delivery vehicles & freight, HGV (all diesel), All rights, Average laden (WTT) (2023)	25	0.221429095	344.137742	344.135		
Carriageway pothole patching (Viafia)	15	Materials	A1-A3	AC 10 close surface (Appendix D) 40mm thick	m2	5	0.4	FALSE		(ICE) Asphalt, Road surface, 3% (bitumen) binder content (by mass) (2023)	25	14.19726303	28.39452606	28.3945		
Carriageway pothole patching (Viafia)	15	Travel	A4	Travel to site (assumed from Hook Road)	miles	11.2	10	FALSE		(BEIS) Delivery vehicles & freight, Vans, Average up to 3.5 tonnes, Diesel (WTT) (2023)	25	0.46318985	51.89172835	51.8917		
Carriageway pothole patching (Viafia)	15	Materials	A1-A3	Precast concrete kerb Type 150 x 150mm bullnose	m	0.27	2400	FALSE		(BEIS) Concrete & Mortar, SPECIFIED CONCRETE MIXES, Concrete ST1 (2023)	50	0.131104079	0.95544519	84.9554		
Carriageway pothole patching (Viafia)	15	Materials	A1-A3	Brick untripped gulley Type 3	each	2	40	FALSE		(BEIS) Bricks & Blocks, Bricks, ENGINEERING bricks class C (2023)	50	0.534021429	42.72171429	42.7217		
Carriageway pothole patching (Viafia)	15	Materials	A1-A3	Type PC1/PC2 kerb	kg	0.70125	2400	FALSE		(ICE) Concrete, Paving (Blocks, Slabs, Channels and Kerbs), Precast concrete paving (Blocks, Slabs, Channels and Kerbs) (2023)	75	0.131104079	220.648165	220.648		
Carriageway pothole patching (Viafia)	15	Materials	A1-A3	AC20 dense binder course 40/60 C100 60mm thick	m2	5	0.6	FALSE		(ICE) Asphalt, Road surface, 6% binder content (2023)	25	15.6699997	47.0099999	47.01		
Carriageway pothole patching (Viafia)	15	Waste	C3	Waste from siding out & grip cutting	tonnes	2.525		FALSE		(BEIS) Waste disposal, Construction, Soils, Closed-loop (2024)	25	0.98485	2.36203938	2.36204		
Carriageway pothole patching (Viafia)	15	Plant	C3	Hedge trimming 20m2	hours	0.144	0	TRUE		https://www.stff.co.uk/evy/hedge-trimmers-long-reach-hedge-trimmers-981171?acts=drive%3APaper%3AScroll%3A1085.5999755859375	0	0.66676	0.09601344	0.09601		
Carriageway pothole patching (Viafia)	15	Materials	A1-A3	Connection of 225mm internal diameter pipe to existing drain sewer or piped culvert not exceeding 300mm diameter depth to invert not exceeding 1.700 metres.	metres	2	2.81	FALSE		(BEIS) Drainage & Ducts, PIPES, 100 x 80mm land drain connection (2023)	25	0.312227692	1.754719631	1.75472		
Carriageway pothole patching (Viafia)	15	Plant	B3	JCB 3CX for siding out and excavations	tonnes.km	20.5035		FALSE		(BEIS) Delivery vehicles & freight, HGV (all diesel), Rigid (3.5 - 7.5 tonnes), Average laden (WTT) (2023)	50	0.736007118	15.10712475	15.1071		
Carriageway pothole patching (Viafia)	15	Materials	C3	Waste from demolished brick chambers	m3	1.9487	0	FALSE		(BEIS) Waste disposal, Construction, Soils, Closed-loop (2023)	75	0.984911723	0.866666667	0.86667		
Carriageway pothole patching (Viafia)	15	Materials	A1-A3	D400 grating & frames for brick gutters	each	2	0	FALSE		(BEIS) Ironwork, COVERS & FRAMES for MANHOLES and CATCHPITS, 600 x 600 x 100mm D400 manhole cover & frame (2023)	50	131.95	263.9	263.9		
Carriageway pothole patching (Viafia)	15	Materials	A1-A3	Topping 100mm thick	tonnes	0.8	0	FALSE		(BEIS) Aggregates, Class 5B topsoil (2023)	50	4.384150224	3.507480179	3.50748		
Carriageway pothole patching (Viafia)	15	Materials	A1-A3	Final brick brick gutters	m3	0.005	0	FALSE		(BEIS) Concrete & Mortar, MORTAR & GROUT, Mortar (2023)	75	313.7961449	1.56899724	1.56899		
Carriageway pothole patching (Viafia)	15	Materials	A1-A3	D400 cover and frame for Type S2 chamber	each	1	2.25	FALSE		(BEIS) Ironwork, COVERS & FRAMES for MANHOLES and CATCHPITS, 600 x 600 x 100 D400 Cover and frame (2023)	25	131.95	298.8975	298.898		
Carriageway pothole patching (Viafia)	15	Materials	A1-A3	D400 cover and frame for Type S2 chamber	m3	11.76		FALSE		(BEIS) Delivery vehicles & freight, Vans, Class III (1.74 to 3.5 tonnes), Diesel (WTT) (2023)	0	0.507808985	5.971833666	11.9437		
Carriageway pothole patching (Viafia)	15	Water	B7	Van assumed to Viafia	m3	0.00075	0.014196	FALSE		(BEIS) Water, Water, Water supply (2023)	25	0.17668447	1.88116606	3.4605		
Carriageway pothole patching (Viafia)	15	Materials	A1-A3	Asphalt (assumed half AC10)	m2	0.95	0.52	FALSE		(ICE) Asphalt, Road surface, 4.5% binder content (2023)	25	14.9336315	1.19978717	381.596		
Carriageway pothole patching (Viafia)	15	Services	B3	Operatives	operative.day	0.26666667	0	FALSE		(FHIG) Contracted & Agency Staff, Remote Working, Network Operations (7.5 Hour Day, Excludes Travel & Transportation) (2023)	25	2.336	0.62293333	11.2128		
Carriageway pothole patching (Viafia)	15	Materials	A1-A3	Asphalt (assumed half AC10)	kg	REDACTED	REDACTED	REDACTED		REDACTED	0	REDACTED	25.97868	0.0671		
Carriageway pothole patching (Viafia)	15	Plant	B3	Vibrating plate compactor (petrol)	litres	0.010493	0.9825	FALSE		(BEIS) Fuels, Liquid Fuels, Petrol (100% mineral petrol) (WTT) (2022)	0	2.94253	0.03035638	0.03404		
Carriageway pothole patching (Viafia)	15	Transportation	A4	Asphalt delivery (assumed from Tarmac, Hayes)	tonne.km	61.18		FALSE		(BEIS) Delivery vehicles & freight, HGV (all diesel), All rights, Average laden (WTT) (2023)	25	0.093342844	1.95173888	34.2921		
Carriageway pothole patching (Viafia)	15	Materials	A1-A3	Asphalt delivery (assumed from Viatec UK, Radstock)	tonne.km	138.58	0.3549	FALSE		(BEIS) Delivery vehicles & freight, HGV (all diesel), All rights, Average laden (WTT) (2023)	0	0.093342844	4.590791689	82.643		
Carriageway pothole patching (Viafia)	15	Travel	A4	Lorry 7.5 tonnes plated gross vehicle weight	miles	11.76	0	FALSE		(BEIS) Delivery vehicles & freight, HGV (all diesel), Rigid (3.5 - 7.5 tonnes), Average laden (WTT) (2023)	25	0.971603998	11.42606184	205.669		
Carriageway pothole patching (Viafia)	15	Materials	A1-A3	Bond coat	m2	2.73		FALSE		(BEIS) Surfactants, Adhesives, Sealants, Construction, Closed-loop (2023)	25	5.54165	15.1287945	272.317		
Carriageway pothole patching (Viafia)																

Road marking/lining	1	Materials	A1-A3	Intermittent line in white reflectorised thermoplastic screed 50mm wide with 600mm line and 600mm gap.	metres	105	0.25	TRUE	https://meonuk.com/pages/the-carbon-emissions-of-line-marking-white-paper-meon	0	1.569	41.18625	41.1863
Road marking/lining	1	Materials	A1-A3	Keep clear bar in white reflectorised thermoplastic screed 100mm wide to diagram number 1026.1	metres	6	1	TRUE	https://meonuk.com/pages/the-carbon-emissions-of-line-marking-white-paper-meon	0	1.569	9.414	9.414
Road marking/lining	1	Materials	A1-A3	Keep clear bar in white reflectorised thermoplastic screed 75mm wide to diagram number 1026.1	metres	0	0.75	TRUE	https://meonuk.com/pages/the-carbon-emissions-of-line-marking-white-paper-meon	0	1.569	0	0
Road marking/lining	1	Materials	A1-A3	Letters in white reflectorised thermoplastic screed 350mm high - 'KEEP CLEAR'	metres	7.2	1	TRUE	https://meonuk.com/pages/the-carbon-emissions-of-line-marking-white-paper-meon	0	1.569	11.2968	11.2968
Road marking/lining	1	Materials	A1-A3	Letters in white reflectorised thermoplastic screed 2800mm high - 2x 'SLOW'	metres	23	2	TRUE	https://meonuk.com/pages/the-carbon-emissions-of-line-marking-white-paper-meon	0	1.569	72.174	72.174
Sign missing/damaged	1	Materials	A1-A3	2m signpost, 89mm diameter	each	1	0.975877	FALSE	[FHKG] Signage, Plastic-coated steel signpost, Plastic-coated steel signpost, 2400mm x 76mm diameter (2023)	25	61.652064	60.1648326	60.1648
Sign missing/damaged	1	Travel	A4	Lorry 3.5 tonnes gross vehicle weight.	miles	11.76	7	FALSE	[BES] Delivery vehicles & freight, Vans, Class III (1.74 to 3.5 tonnes), Diesel (+WTT) (2023)	25	0.507808985	41.80283566	41.8028
Sign missing/damaged	1	Travel	A4	Lorry 7.5 tonnes gross vehicle weight.	miles	11.76	7	FALSE	[BES] Delivery vehicles & freight, HGV (all diesel), Rigid (>3.5 - 7.5 tonnes), Average laden (+WTT) (2023)	25	0.971603898	79.98243288	79.9824
Sign missing/damaged	1	Waste	C3	Disposal of damaged sign posts.	tonnes	0.027199	6.6	FALSE	[BES] Reuse/Recycling, Metals, Construction, Closed-loop (2023)	0	0.984911723	0.178804952	0.1788
Sign missing/damaged	1	Waste	C3	Disposal of sign approx 2-4m2 in area	tonnes	0.07083	3	FALSE	[BES] Reuse/Recycling, Metals, Construction, Closed-loop (2023)	0	0.984911723	0.069761297	0.06976
Sign missing/damaged	1	Materials	A1-A3	Keep left 610 arrow (assumed Zintec 750mm circular)	each	1	1	FALSE	[FHKG] Signage, Circular Steel (Zintec) sign, Composite Facing, 750mm diameter, 3mm thickness (2023)	25	32.12274335	32.12274335	32.1227
Sign missing/damaged	1	Transportation	A4	Delivery of signs from ATM and/or Morelock Signs, Willenhall	tonnes/km	227.83313	0.883662495	FALSE	[BES] Delivery vehicles & freight, HGV (all diesel), All HGVs, Average laden (+WTT) (2023)	0	0.126417467	10.52582386	10.5258
Sign missing/damaged	1	Materials	A1-A3	4m signpost, 76mm diameter	each	5	1.666666667	FALSE	[FHKG] Signage, Plastic-coated steel signpost, Plastic-coated steel signpost, 2400mm x 76mm diameter (2023)	25	61.652064	513.7672	513.767
Sign missing/damaged	1	Materials	A1-A3	Sandbags (assumed 2)	each	2	2	FALSE	[NH] Gabions, Crib Walls, Sandbags, etc, Sand bag (2023)	25	0.1372	0.2744	0.2744
Sign missing/damaged	1	Materials	A1-A3	New sign 1-2m2 in area	each	1	7.407407407	FALSE	[FHKG] Signage, Square Steel (Zintec) sign, Composite Facing, 450mm x 450mm, 3mm thickness (2023)	0	14.72398096	109.0665257	109.067
Sign missing/damaged	1	Materials	A1-A3	3m signpost, 76mm diameter	each	1	2.25	FALSE	[FHKG] Signage, Plastic-coated steel signpost, Plastic-coated steel signpost, 2400mm x 76mm diameter (2023)	25	61.652064	77.06508	77.0651
Sign missing/damaged	1	Materials	A1-A3	'Welcome to Blackwater' sign (assumed Zintec steel)	each	1	0.74	FALSE	[FHKG] Signage, Square Steel (Zintec) sign, Composite Facing, 450mm x 450mm, 3mm thickness (2023)	0	14.72398096	10.89574591	10.8957
Sign missing/damaged	1	Waste	C3	Disposal of sign 2m2 in area	tonnes	0.09444	3	FALSE	[BES] Reuse/Recycling, Metals, Construction, Closed-loop (2023)	25	0.984911723	0.279045189	0.27905
Sign missing/damaged	1	Materials	A1-A3	New sign 0.1-0.25m2 in area	each	1	1	FALSE	[FHKG] Signage, Square Steel (Zintec) sign, Composite Facing, 600mm x 600mm, 3mm thickness (2023)	0	26.17596616	26.17596616	26.176
Structures Maintenance (Biannual Inspections)	8	Travel	A4	Travel from Winchester	miles	61.3	61.3	FALSE	[BES] Commuting & Business Travel, Cars (by size), Average car, Petrol (+WTT) (2022)	25	6.32598	21.637674	21.6377
Vegetation obstruction (fial cutting hedges)	2	Travel	B2	Fial cutting hedges (5.4m height, 4-5m depth)	km	1.5	1.5	FALSE	[BES] Delivery vehicles & freight, HGV (all diesel), Rigid (>3.5 - 7.5 tonnes), Average laden (+WTT) (2023)	25	0.603729785	0.905594678	1.81119
Tree planting with plastic spirals	1	Materials	A1-A3	Tree saplings with plastic rabbit spirals	each	10	0	TRUE	https://www.sciencedirect.com/science/article/abs/pii/S048969721033106	0	0.73925	7.3925	7.3925
Tree planting with plastic spirals	1	Travel	A4	Travel from Bishop's Waltham depot	miles	75.5	0.8	FALSE	[BES] Delivery vehicles & freight, Vans, Class III (1.74 to 3.5 tonnes), Diesel (+WTT) (2023)	0	0.507808985	30.87166271	30.8717
Tree planting with plastic spirals	1	Transportation	A4	Tree & mulch transport from P Davies, Surrey	tonnes	98.5	0	FALSE	[BES] Delivery vehicles & freight, HGV (all diesel), Rigid (>3.5 - 7.5 tonnes), Average laden (+WTT) (2023)	0	0.603729785	59.46738395	59.4674
Tree planting with plastic spirals	1	Materials	A1-A3	Woodchip mulch	tonnes	3	0.38	TRUE	[BES] WTT - Bioenergy, Biomass, Wood chips (2022)	25	30.4	34.656	34.656
Other	5	Travel	A4	3.51 van	miles	12.66666667	0	FALSE	[BES] Delivery vehicles & freight, Vans, Class III (1.74 to 3.5 tonnes), Diesel (+WTT) (2023)	50	0.507808985	6.432247146	32.1612
Other	5	Services	B2	Operatives	operative.day	0.4	0	FALSE	[FHKG] Contracted & Agency Staff, Remote Working, Network Operations (7.5 Hour Day, Excludes Travel & Transportation) (2023)	75	2.336	0.9344	4.672

Row Labels	Materials	Plant	Operatives	Transportation	Travel	Waste	Water	Grand Total
Drainage & vegetation combined works	2318.627669	15.20311819	11.68		344.1347142	51.89172635	12.57988315	2754.1
Carriageway icy surface (gritting/winter maintenance)	758.722232	0	0		0	153.380963	0	2283.1
Carriageway pothole patching (HRA)	1371.059476	138.6693598			556.4531581	206.8474053	0	2273.0
Ironworks	1362.34737	4.544001953	14.95039999		10.4158967	111.9508307	0.530867419	1504.7
Find & Fix potholes	1321.52902	0.546041482	11.2128		116.9265699	205.6691131	3.38609E-05	1455.9
Sign missing/damaged	829.532493	0	0		10.52582386	121.7851685	0.525611339	942.4
Arboriculture	42.0485	81.99678736	0		132.8234048	245.3733017	48.91208	551.2
Carriageway pothole patching (Viafix)	188.0043947	0.092802247	9.341664		34.41787097	171.3909276	0.010932356	403.3
Jetting works	0	0	0		0	298.2624618	61.77282765	371.8
Bollard replacements	178.5033301	0	6.227776		1.529512485	87.20103933	0.992862466	274.3
Guardrails & fencing	212.8464528	0.04492179	0		3.524497217	42.36152955	0.109620675	259.0
Road marking/lining	226.48515				0.242347414			226.7
Footway vegetation obstruction	0	183.5829987	4.14245216		0	31.38249068	16.84023755	235.9
Deposit/spill/RTI on surface	188.6808588	0	0		0	17.915501	0	206.6
Footway patching (assumed HRA)	119.9979842	8.990900415	6.228944		12.02676624	29.85916833	0	177.1
Structures Maintenance (Biannual Inspections)	0	0	0		0	173.101392	0	173.1
Other	11.23952848	1.125517725	4.672		0.361119839	76.56671638	0	94.0
Footway block paving & slabs	47.20616788	0	0		5.2025271	23.9685841	0	76.4
Highway Safety Inspections (Adhoc)	0	0	0		0	71.43760312	0	71.4
Footway pothole (Viafix)	8.797773333	0.000370408	0.6227776		1.668745259	11.42606184	0.000530054	22.5

Materials	8986.77839
Plant	434.7968401
Operatives	69.07881375
Transportation	1,230.25308
Travel	3501.642445
Waste	142.2640903
Water	11.73893305



Category	Lifecycle Stage	Subcategory	Descriptio Units	Quantity	Adjustment	Override	Long_Description	EPD_Reference	EPD_Expiry	Data_Confidence	Carbon_Factor	Total_kgCO2e
Materials	A1-A3	AC20 (base course)	Base cours m2	737.8	0.095	FALSE	[ICE] Asphalt, Road surface, 4.5% binder content {2023}			50	14.9336315	1046.713
Materials	A1-A3	HRA (surface course)	HRA surfai m3	3689	0.045	FALSE	[NH] Surfacing Materials, HRA surface course, Pavements - 5			50	137.1562284	22768.62
Materials	A1-A3	AC20 (binder course)	Binder cou m2	737.8	0.06	FALSE	[ICE] Asphalt, Road surface, 4.5% binder content {2023}			25	14.9336315	661.082
Plant	A5	Plant (assumed diesel)	Sweeper (i miles	1.6	3	FALSE	[BEIS] Delivery vehicles, HGV (all diesel), All rigids, Average I			0	1.6537	7.93776
Plant	A5	Plant (assumed diesel)	Paver (ass litres	0.188235294	3689	FALSE	[BEIS] Fuels, Liquid fuels, Diesel (100% mineral diesel) (+WT			0	3.28564	2281.548
Plant	A5	Plant (assumed diesel)	Roller (ass litres	0.135232198	3689	FALSE	[BEIS] Fuels, Liquid fuels, Diesel (100% mineral diesel) (+WT			0	3.28564	1639.112
Plant	C1	Plant (assumed diesel)	Planing bit litres	3.1	280.364	FALSE	[BEIS] Fuels, Liquid fuels, Diesel (100% mineral diesel) (+WT			0	3.28564	2855.643
Services	A5	Operatives	Operative: operative.da	0	0	FALSE	[FHRG] Contracted & Agency Staff, Remote Working, Netwo			25	2.336	0
Transportation	C2	Transportation (waste)	Transport tonne.mile	43.68333	685.52687	FALSE	[BEIS] Freightng goods, HGV (all diesel), All rigids, Average I			25	0.357032079	10691.72
Transportation	C2	Transportation (waste)	Transport tonne.mile	32.16	685.52687	FALSE	[BEIS] Freightng goods, HGV (all diesel), All rigids, Average I			25	0.357032079	7871.323
Transportation	A4	Transportation (materials)	Delivery o' tonne.mile	36.98	413.35245	FALSE	[BEIS] Freightng goods, HGV (all diesel), All HGVs, Average I			25	0.194907167	2979.307
Transportation	A4	Transportation (plant)	Transport: miles	1.6	0	FALSE	[BEIS] Delivery vehicles & freight, HGV (all diesel), Rigid (>17			25	1.949427855	3.119085
Transportation	A4	Transportation (materials)	Delivery o' tonne.mile	49.63	272.17442	FALSE	[BEIS] Freightng goods, HGV (all diesel), All HGVs, Average I			25	0.194907167	2632.809
Travel	A4	Van	Staff trave miles	0	10.3	FALSE	[BEIS] Delivery vehicles, Vans, Average (up to 3.5 tonnes), D			0	0.50136	0
Waste	C3	Waste	Bituminou tonnes	685.52687	0	FALSE	[BEIS] Waste disposal, Construction, Asphalt, Closed-loop {2			25	0.98485	675.1411

Row Labels	Sum of Total_kgCO2e
AC20 (base course)	1046.713165
AC20 (binder course)	661.0819991
HRA (surface course)	22768.61969
Operatives	0
Plant (assumed diesel)	6784.241624
Transportation (materials)	5612.11606
Transportation (plant)	3.119084568
Transportation (waste)	18563.04058
Van	0
Waste	675.1411379
Grand Total	56114.07334

Category	Lifecycle stage	Subcategory	Description	Units	Quantity	Adjustment	Override	Long_Description	EPD_Reference	EPD_Expiry	Data_Confidence	Carbon_Factor	Total_kgCO2e
Materials	A1-A3	HRA (surface course)	HRA (average 50 m3		49	0.05	FALSE	[NH] Surfacing Materials, HRA surface course, Pavements			75	137.1562284	336.0328
Plant	C1	Plant (petrol)	Floor saw	litres	0.4125	49	FALSE	[BEIS] Fuels, Liquid fuels, Petrol (100% mineral petrol) (+W			0	2.96036	59.83628
Plant	C1	Plant (petrol)	Stihl saw	litres	1.621	4.08333333	FALSE	[BEIS] Fuels, Liquid fuels, Petrol (100% mineral petrol) (+W			0	2.96036	19.59487
Plant	A5	Plant (petrol)	Pedestrian roller	tonnes	9.40E-05		FALSE	[BEIS] Fuels, Liquid fuels, Petrol (100% mineral petrol) (+W			0	3970.01736	0.373193
Plant	A5	Plant (petrol)	Wacker plate	litres	0.138	49	FALSE	[BEIS] Fuels, Liquid fuels, Petrol (100% mineral petrol) (+W			0	2.96036	20.01795
Plant	A5	Plant (diesel)	Bobcat with swe	litres	8	0.13475	FALSE	[BEIS] Fuels, Liquid fuels, Diesel (100% mineral diesel) (+W			0	3.28564	3.54192
Plant	C1	Plant (petrol)	Hydraulic break	litres	0.083333333	49	FALSE	[BEIS] Fuels, Liquid fuels, Petrol (100% mineral petrol) (+W			0	2.96036	12.08814
Services	A5	Operatives/Staff	Operatives	operative.day	5	0	FALSE	[FHRG] Contracted & Agency Staff, Remote Working, Netw			25	2.336	11.68
Services	A5	Operatives/Staff	TM Operatives	operative.day	2	0	FALSE	[FHRG] Contracted & Agency Staff, Remote Working, Netw			25	2.336	4.672
Transportation	A4	Transportation (materials)	Delivery of asph:	tonne.km	58.775	5.7575	FALSE	[BEIS] Freightng goods, HGV (all diesel), All artics, Average			50	0.0937	31.7078
Transportation	A4	Transportation (plant)	18t beavertail ca	miles	2.7	0	FALSE	[BEIS] Delivery vehicles & freight, HGV (all diesel), Rigid (>:			50	1.949427855	5.263455
Travel	A4	HGVs	18t hotbox	miles	2.7	0	FALSE	[BEIS] Delivery vehicles & freight, HGV (all diesel), Rigid (>:			50	1.949427855	5.263455
Travel	A4	Van	3.5t vehicle	miles	2.7	0	FALSE	[BEIS] Delivery vehicles & freight, Vans, Class III (1.74 to 3.!			50	0.507808985	1.371084
Travel	A4	HGVs	7.5t vehicle	miles	2.7	0	FALSE	[BEIS] Delivery vehicles & freight, HGV (all diesel), Rigid (>:			50	0.971603898	2.623331
Travel	A4	HGVs	18t vehicle	miles	2.7	0	FALSE	[BEIS] Delivery vehicles & freight, HGV (all diesel), Rigid (>:			50	1.949427855	5.263455

Row Labels	Sum of Total_kgCO2e
HGVs	13.15024094
HRA (surface course)	336.0327595
Operatives/Staff	16.352
Plant (diesel)	3.54191992
Plant (petrol)	111.9104302
Transportation (materials)	31.70780476
Transportation (plant)	5.263455209
Van	1.37108426
Grand Total	519.3296948

Row Labels	Sum of Total_kgCO2e
Materials	336.0327595
Plant	115.4523501
Services	16.352
Transportation	36.97125997
Travel	14.5213252
Grand Total	519.3296948

Category	Lifecycle Stage	Subcategory	Work Type	Description	Units	Quantity	Adjustment	Override	Long Description	EPD Reference	EPD Expiry	Data Confidence	Carbon Factor	Total_kgCO2e
Materials	A1-A3	AC20 (binder course)	Carriageway Resurfacing	AC 20 bind	m2	922	0.6	FALSE	[ICE] Asphalt, Road surface, 4.5% binder content {2023}			50	14.9336315	8261.284945
Materials	A1-A3	CRBM (binder course)	Carriageway Resurfacing	Cold recycl	tonnes	55.32	2.35	FALSE	[NH] Asphalt, RAP, CRBM {2023}			50	0.0476936	6.200263387
Materials	A1-A3	Concrete/brick chambers	Carriageway Resurfacing	Precast coi	kg	4.5	25.8333333	FALSE	[ICE] Concrete, Pipe, Precast concrete pipe, DN600 unreinf			0	0.148487811	17.26170803
Materials	A1-A3	Ironwork	Carriageway Resurfacing	675mm x €	each	1	0.55327869	FALSE	[NH] Ironwork, COVERS & FRAMES for MANHOLES and CA`			75	324.8	179.704918
Materials	A1-A3	HRA (regulating course)	Carriageway Resurfacing	HRA surfac	tonnes	206	0	FALSE	[NH] Surfacing Materials, HRA surface course {2023}			75	58.3643525	12023.05662
Materials	A1-A3	Mortar	Carriageway Resurfacing	Mortar for	m3	0.003	26.6666	FALSE	[NH] Concrete & Mortar, MORTAR & GROUT, Mortar {202:			0	313.7961449	25.10362883
Materials	A1-A3	Ironwork	Carriageway Resurfacing	400mm x 4	each	1	0.88888889	FALSE	[NH] Ironwork, COVERS & FRAMES for GULLIES, 450 x 450 :			75	71.05	63.15555556
Materials	A1-A3	AC20 (regulating course)	Carriageway Resurfacing	AC 20 bind	tonnes	24	0	FALSE	[ICE] Asphalt, General, 4.5% binder content {2023}			50	53.19358873	1276.64613
Materials	A1-A3	Concrete/brick chambers	Carriageway Resurfacing	Brick cham	each	4.5	26.6666	FALSE	[ICE] Clay brick, By units, One brick, 215 x 65 x 102.5mm {2			0	0.45369	54.44266389
Materials	A1-A3	Concrete/brick chambers	Carriageway Resurfacing	Concrete b	m3	0.027051	4.5	TRUE	https://source.thenbs.com/product/qc10-rapid-strength-c			0	2164.968	263.5404722
Materials	A1-A3	Ironwork	Carriageway Resurfacing	600mm x €	each	1	0	FALSE	[NH] Ironwork, COVERS & FRAMES for MANHOLES and CA`			75	131.95	131.95
Materials	A1-A3	HRA (surface course)	Carriageway Resurfacing	HRA surfac	m3	11740	0.045	FALSE	[NH] Surfacing Materials, HRA surface course, Pavements -			75	137.1562284	72459.63545
Materials	A1-A3	Mortar	Carriageway Resurfacing	Mortar for	m3	0.001161563	4.5	FALSE	[NH] Concrete & Mortar, MORTAR & GROUT, Mortar {202:			0	313.7961449	1.640222255
Plant	A5	Plant (assumed diesel)	Carriageway Resurfacing	Sweeper (€	miles	10.3	3	FALSE	[BEIS] Delivery vehicles, HGV (all diesel), All rigids, Average			0	1.6537	51.09933
Plant	A5	Plant (assumed diesel)	Carriageway Resurfacing	Paver (assi	litres	0.188235294	11740	FALSE	[BEIS] Fuels, Liquid fuels, Diesel (100% mineral diesel) (+W			0	3.28564	7260.87785
Plant	C1	Plant (assumed diesel)	Carriageway Resurfacing	Planing bit	litres	3.1	65.404	FALSE	[BEIS] Fuels, Liquid fuels, Diesel (100% mineral diesel) (+W			0	3.28564	666.1713955
Plant	A5	Plant (assumed diesel)	Carriageway Resurfacing	Roller (assi	litres	0.135232198	11740	FALSE	[BEIS] Fuels, Liquid fuels, Diesel (100% mineral diesel) (+W			0	3.28564	5216.367505
Plant	C1	Plant (assumed diesel)	Carriageway Resurfacing	Planing bit	litres	3.1	615.95957	FALSE	[BEIS] Fuels, Liquid fuels, Diesel (100% mineral diesel) (+W			0	3.28564	6273.846345
Services	A5	Operatives/staff	Carriageway Resurfacing	Gateman -	operative.da	99	0	FALSE	[FHRG] Contracted & Agency Staff, Remote Working, Netw			25	2.336	231.264
Transportation	C2	Transport (waste)	Carriageway Resurfacing	Transport (tonne.mile	43.68333	1,504.83	FALSE	[BEIS] Freightng goods, HGV (all diesel), All rigids, Average			25	0.357032079	23469.82749
Transportation	C2	Transport (waste)	Carriageway Resurfacing	Transport (tonne.mile	36.4	1,504.83	FALSE	[BEIS] Freightng goods, HGV (all diesel), All rigids, Average			25	0.357032079	19556.69864
Transportation	A4	Transport (materials)	Carriageway Resurfacing	Delivery of	tonne.mile	48.275	155.6616	FALSE	[BEIS] Freightng goods, HGV (all diesel), All HGVs, Average			25	0.194907167	1464.642333
Transportation	A4	Transport (materials)	Carriageway Resurfacing	Delivery of	tonne.mile	34.97	1521.467	FALSE	[BEIS] Freightng goods, HGV (all diesel), All HGVs, Average			25	0.194907167	10370.17247
Transportation	A4	Transport (materials)	Carriageway Resurfacing	Delivery of	tonne.mile	18.6	130.002	FALSE	[BEIS] Freightng goods, HGV (all diesel), All HGVs, Average			25	0.194907167	471.2927813
Transportation	A4	Transport (plant)	Carriageway Resurfacing	Transport (miles	10.3	0	FALSE	[BEIS] Delivery vehicles & freight, HGV (all diesel), Rigid (>1			25	1.949427855	20.07910691
Travel	A4	Travel	Carriageway Resurfacing	Staff travel	miles	10.3	99	FALSE	[BEIS] Delivery vehicles, Vans, Average (up to 3.5 tonnes), l			0	0.50136	511.236792
Waste	C3	Waste	Carriageway Resurfacing	Disposal of	tonnes	0.03111	1	FALSE	[BEIS] Waste disposal, Construction, Metals, Closed-loop {;			25	0.98485	0.030638684
Waste	C3	Waste	Carriageway Resurfacing	Disposal of	tonnes	0.08215	4	FALSE	[BEIS] Waste disposal, Construction, Metals, Closed-loop {;			25	0.98485	0.32362171
Waste	C3	Waste	Carriageway Resurfacing	Bituminou	tonnes	1,504.83	0	FALSE	[BEIS] Waste disposal, Construction, Asphalt, Closed-loop {			25	0.98485	1482.030053
Waste	C3	Waste	Carriageway Resurfacing	Disposal of	tonnes	0.004	299	FALSE	[BEIS] Reuse/Recycling, Metals, Construction, Closed-loop			25	0.984911723	1.177954421

Row Labels	Sum of Total_kgCO2e
AC20 (binder course)	8261.284945
AC20 (regulating course)	1276.64613
Concrete/brick chambers	335.2448441
CRBM (binder course)	6.200263387
HRA (regulating course)	12023.05662
HRA (surface course)	72459.63545
Ironwork	374.8104736
Mortar	26.74385109
Operatives/staff	231.264
Plant (assumed diesel)	19468.36243
Transport (materials)	12306.10758
Transport (plant)	20.07910691
Transport (waste)	43026.52613
Travel	511.236792
Waste	1483.562268
Grand Total	171810.7609

Category	Lifecycle stage	Subcategory	Description	Units	Quantity	Adjustment_Override	Long_Description	EPD_Reference	EPD_Expiry	Data_Confidence	Carbon_Factor	Total_kgCO2e
Materials	A1-A3	HRA (surface course)	High stone concrete	tonnes	REDACTED	REDACTED	TRUE	REDACTED	REDACTED	REDACTED	REDACTED	1367.65
Plant	A4	Plant (diesel)	Bobcat with sweeper	litres	8	0.55	FALSE	[BEIS] Fuels, Liquid fuels, Diesel (100% mineral diesel)	(+W)	0	3.28564	14.45682
Plant	C1	Plant (petrol)	Floor saw	litres	0.4125	200	FALSE	[BEIS] Fuels, Liquid fuels, Petrol (100% mineral petrol)	(+W)	0	2.96036	244.2297
Plant	C1	Plant (petrol)	Hydraulic breaker	litres	0.083333333	200	FALSE	[BEIS] Fuels, Liquid fuels, Petrol (100% mineral petrol)	(+W)	0	2.96036	49.33933
Plant	A4	Plant (petrol)	Pedestrian roller	tonnes	0.000383674		FALSE	[BEIS] Fuels, Liquid fuels, Petrol (100% mineral petrol)	(+W)	0	3970.01736	1.523194
Plant	C1	Plant (petrol)	Stihl saw	litres	1.621	16.666	FALSE	[BEIS] Fuels, Liquid fuels, Petrol (100% mineral petrol)	(+W)	0	2.96036	79.97586
Plant	A4	Plant (petrol)	Wacker plate	litres	0.138	200	FALSE	[BEIS] Fuels, Liquid fuels, Petrol (100% mineral petrol)	(+W)	0	2.96036	81.70594
Services	A5	Operatives/Staff	Operatives	operative.day	5	4.08163265	FALSE	[FHRG] Contracted & Agency Staff, Remote Working, Network		25	2.336	47.67347
Services	A5	Operatives/Staff	TM Operatives	operative.day	2	4.08163265	FALSE	[FHRG] Contracted & Agency Staff, Remote Working, Network		25	2.336	19.06939
Transportation	A4	Transportation	18t beavertail	ca miles	13.55	0	FALSE	[BEIS] Delivery vehicles, HGV (all diesel), Rigid (>17 tonnes)		50	1.95462	26.4851
Transportation	A4	Transportation	Delivery of asphalt	tonne.km	58.775	17	FALSE	[BEIS] Freightng goods, HGV (all diesel), All articls, Average		50	0.0937	93.6227
Travel	A4	Van	18t hotbox	tonne.mile	6.775	17	FALSE	[BEIS] Freightng goods, HGV (all diesel), Rigid (>17 tonnes)		50	0.307931116	35.46597
Travel	A4	HGVs	18t vehicle	miles	13.55	0	FALSE	[BEIS] Delivery vehicles, HGV (all diesel), Rigid (>17 tonnes)		50	1.95462	26.4851
Travel	A4	HGVs	3.5t vehicle	miles	13.55	0	FALSE	[BEIS] Delivery vehicles, Vans, Class III (1.74 to 3.5 tonnes)		50	0.54834	7.430007
Travel	A4	HGVs	7.5t vehicle	miles	13.55	0	FALSE	[BEIS] Delivery vehicles, HGV (all diesel), Rigid (>3.5 - 7.5 tonnes)		50	0.975	13.21125

Row Labels	Sum of Total_kgCO2e
HGVs	47.126358
HRA (surface course)	1367.65
Operatives/Staff	66.74285714
Plant (diesel)	14.456816
Plant (petrol)	456.7740237
Transportation (materials)	26.485101
Transportation (plant)	93.6226975
Van	35.46596624
Grand Total	2108.32382

Category	Lifecycle stage	Subcategory	Description	Units	Quantity	Adjustment_Override	Long_Description	EPD_Reference	EPD_Expiry	Data_Confidence	Carbon_Factor	Total_kgCO2e
Materials	A1-A3	HRA (surface course)	High stone conte	tonnes	REDACTED	REDACTED	TRUE	REDACTED	REDACTED	REDACTED	REDACTED	1850.35
Plant	A5	Plant (diesel)	Bobcat with swee	litres		8	0.55	FALSE	[BEIS] Fuels, Liquid fuels, Diesel (100% mineral diesel) (+V	0	3.28	14.45
Plant	C1	Plant (petrol)	Floor saw	litres		0.41	200	FALSE	[BEIS] Fuels, Liquid fuels, Petrol (100% mineral petrol) (+V	0	2.96	244.22
Plant	C1	Plant (petrol)	Hydraulic breake	litres		0.08	200	FALSE	[BEIS] Fuels, Liquid fuels, Petrol (100% mineral petrol) (+V	0	2.96	49.33
Plant	A5	Plant (petrol)	Pedestrian roller	tonnes		3.84E-04		FALSE	[BEIS] Fuels, Liquid fuels, Petrol (100% mineral petrol) (+V	0	3970.01	1.52
Plant	C1	Plant (petrol)	Stihl saw	litres		1.62	16.66	FALSE	[BEIS] Fuels, Liquid fuels, Petrol (100% mineral petrol) (+V	0	2.96	79.97
Plant	A5	Plant (petrol)	Wacker plate	litres		0.13	200	FALSE	[BEIS] Fuels, Liquid fuels, Petrol (100% mineral petrol) (+V	0	2.96	81.7
Services	A5	Operatives/Staff	Operatives	operative.day		5	4.0816327	FALSE	[FHRG] Contracted & Agency Staff, Remote Working, Net	25	2.336	47.67347
Services	A5	Operatives/Staff	TM Operatives	operative.day		2	4.0816327	FALSE	[FHRG] Contracted & Agency Staff, Remote Working, Net	25	2.336	19.06939
Transportation	A4	Transportation (plant)	18t beavertail ca	miles		15.55	0	FALSE	[BEIS] Delivery vehicles, HGV (all diesel), Rigid (>17 tonne:	50	1.95	30.39
Transportation	A4	Transportation (material)	Delivery of aspha	tonne.km		58.77	23	FALSE	[BEIS] Freightng goods, HGV (all diesel), All artics, Averag	50	0.09	126.66
Travel	A4	HGVs	18t hotbox	tonne.mile		7.77	23	FALSE	[BEIS] Freightng goods, HGV (all diesel), Rigid (>17 tonne:	50	0.3	55.06
Travel	A4	HGVs	18t vehicle	miles		15.55	0	FALSE	[BEIS] Delivery vehicles, HGV (all diesel), Rigid (>17 tonne:	50	1.95	30.39
Travel	A4	Van	3.5t vehicle	miles		15.55	0	FALSE	[BEIS] Delivery vehicles, Vans, Class III (1.74 to 3.5 tonnes	50	0.54	8.52
Travel	A4	HGVs	7.5t vehicle	miles		15.55	0	FALSE	[BEIS] Delivery vehicles, HGV (all diesel), Rigid (>3.5 - 7.5 t	50	0.97	15.16

Row Labels	Sum of Total_kgCO2e
HGVs	100.61
HRA (surface course)	1850.35
Operatives/Staff	66.74285714
Plant (diesel)	14.45
Plant (petrol)	456.74
Transportation (materials)	126.66
Transportation (plant)	30.39
Van	8.52
Grand Total	2654.462857

Category	Lifecycle stage	Subcategory	Work type	Description	Units	Quantity	Adjustment	Override	Long_Description	EPD_Reference	EPD_Expiry	Data_Confidence	Carbon_Factor	Total_kgCO2e
Materials	A1-A3	Road studs	Road Marking	Rectangular one way	Studs tonnes	0.000071	83	FALSE	[BEIS] Material use, Plastic, Plastics: average plastic rigid, F			25	3345.30837	19.7139
Materials	A1-A3	Thermoplastic screed	Road Marking	Ancillary line in white re	metres	15	0	TRUE	https://issuu.com/marketing-meonuk/docs/de-carb_brocl			0	3.138	47.07
Materials	A1-A3	Thermoplastic screed	Road Marking	Intermittent line in whi	metres	32	0.5	TRUE	https://issuu.com/marketing-meonuk/docs/de-carb_brocl			0	3.138	50.208
Materials	A1-A3	Thermoplastic screed	Road Marking	Letters in white reflecto	metres	23	4	TRUE	https://meonuk.com/pages/the-carbon-emissions-of-line-			0	1.569	144.348
Materials	A1-A3	Thermoplastic screed	Road Marking	Intermittent line in whi	metres	300	0.22222222	TRUE	https://issuu.com/marketing-meonuk/docs/de-carb_brocl			0	2.3535	156.9
Materials	A1-A3	Thermoplastic screed	Road Marking	Continuous line in white	metres	2940	0	TRUE	https://issuu.com/marketing-meonuk/docs/de-carb_brocl			25	2.3535	6919.29
Materials	A1-A3	Temporary traffic sign	Traffic Management	Correx signs 1-2m2	tonnes	0.002175	5	FALSE	[BEIS] Material use, Plastic, Plastics: PP (incl. forming), Prir			25	2568.58892	27.9334
Materials	A1-A3	Thermoplastic screed	Road Marking	Letters in white reflecto	metres	41.2	2	TRUE	https://meonuk.com/pages/the-carbon-emissions-of-line-			0	1.569	129.2856
Materials	A1-A3	Thermoplastic screed	Road Marking	Road hump markings in	m2	1.3875	64	TRUE	https://issuu.com/marketing-meonuk/docs/de-carb_brocl			0	15.69	1393.272
Materials	A1-A3	HRA (surface course)	Carriageway Resurfacing	HRA surface course 45m	m3	11077	0.045	FALSE	[NH] Surfacing Materials, HRA surface course, Pavements -			75	137.1562284	68367.58
Materials	A1-A3	HRA (regulating course)	Carriageway Resurfacing	HRA surface course regu	tonnes	245	0	FALSE	[NH] Surfacing Materials, HRA surface course {2023}			75	58.3643525	14299.27
Materials	A1-A3	Thermoplastic screed	Road Marking	Symbol in white reflecto	metres	46.62	2	TRUE	https://meonuk.com/pages/the-carbon-emissions-of-line-			0	1.569	146.2936
Materials	A1-A3	Thermoplastic screed	Road Marking	Intermittent line in whi	metres	12	0.66666667	TRUE	https://issuu.com/marketing-meonuk/docs/de-carb_brocl			0	1.569	12.552
Materials	A1-A3	Thermoplastic screed	Road Marking	Intermittent line in whi	metres	150	0.66666667	TRUE	https://issuu.com/marketing-meonuk/docs/de-carb_brocl			0	2.3535	235.35
Materials	A1-A3	Thermoplastic screed	Road Marking	6m arrow in white reflec	m2	2.3	2	TRUE	https://issuu.com/marketing-meonuk/docs/de-carb_brocl			0	15.69	72.174
Materials	A1-A3	Thermoplastic screed	Road Marking	4m arrow in white reflex	m2	1.53333333	2	TRUE	https://issuu.com/marketing-meonuk/docs/de-carb_brocl			0	15.69	48.116
Materials	A1-A3	Road studs	Road Marking	3M 301 road stud, one v	each	96	3.2	FALSE	[NH] Concrete & Mortar, DESIGNED CONCRETE MIXES, Ste			25	2.5375	779.52
Plant	C1	Plant (assumed diesel)	Carriageway Resurfacing	Planing to 10-40mm plu	litres	3.102677016	553.85	FALSE	[BEIS] Fuels, Liquid fuels, Diesel (100% mineral diesel) (+W			0	3.28564	5646.102
Plant	A5	Plant (assumed diesel)	Carriageway Resurfacing	Roller (assumed)	litres	0.135232198	11077	FALSE	[BEIS] Fuels, Liquid fuels, Diesel (100% mineral diesel) (+W			0	3.28564	4921.78
Plant	A5	Plant (assumed diesel)	Carriageway Resurfacing	Paver (assumed)	litres	0.188235294	11077	FALSE	[BEIS] Fuels, Liquid fuels, Diesel (100% mineral diesel) (+W			0	3.28564	6850.83
Plant	A5	Plant (assumed diesel)	Carriageway Resurfacing	Sweeper (assumed)	miles	23.03333333	3	FALSE	[BEIS] Delivery vehicles, HGV (all diesel), All rigids, Average			0	1.6537	114.2707
Services	A5	Operatives/Staff	Carriageway Resurfacing	Skilled operative	operative.da	4	0.13333333	FALSE	[FHRG] Contracted & Agency Staff, Remote Working, Netw			25	2.336	1.245867
Services	A5	Operatives/Staff	Carriageway Resurfacing	Gateman - Shift includin	operative.da	18	0	FALSE	[FHRG] Contracted & Agency Staff, Remote Working, Netw			50	2.336	42.048
Transportation	A4	Transport (plant)	Carriageway Resurfacing	Transport of plant to site	miles	23.03333333	0	FALSE	[BEIS] Delivery vehicles & freight, HGV (all diesel), Rigid (>:			25	1.949427855	44.90
Transportation	A4	Transportation (materials)	Road Marking	Delivery of line marking	miles	54.6	0	FALSE	[BEIS] Delivery vehicles & freight, HGV (all diesel), Rigid (>:			25	1.949427855	106.44
Transportation	C2	Transportation (waste)	Carriageway Resurfacing	Transport of bituminous	tonne.mile	43.68333	1171	FALSE	[BEIS] Freightng goods, HGV (all diesel), All rigids, Average			25	0.357032079	18263.33
Transportation	A4	Transportation (materials)	Carriageway Resurfacing	Wagons transporting HR	litres	530	0	FALSE	[BEIS] Fuels, Liquid fuels, Diesel (100% mineral diesel) (+W			75	3.28564	1741.39
Transportation	C2	Transportation (waste)	Carriageway Resurfacing	Transport of bituminous	tonne.mile	41.55	1171	FALSE	[BEIS] Freightng goods, HGV (all diesel), All rigids, Average			25	0.357032079	17371.41
Travel	A4	Van	Carriageway Resurfacing	Van/pickup 1.5 tonnes c	miles	20	6	FALSE	[BEIS] Delivery vehicles, Vans, Class III (1.74 to 3.5 tonnes),			25	0.54834	65.80
Waste	C3	Waste	Road Marking	Disposal of road studs	tonnes	0.004	96	FALSE	[BEIS] Waste disposal, Construction, Metals, Closed-loop {			25	0.98485	0.38
Waste	C3	Waste	Carriageway Resurfacing	Bituminous planings	tonnes	1171		FALSE	[BEIS] Reuse/Recycling, Asphalt, Construction, Open-loop i			75	0.984911723	1153.33
Travel	A4	Van	Traffic Management	Traffic management - di	miles	22.6	8	FALSE	[BEIS] Delivery vehicles, Vans, Average (up to 3.5 tonnes),			50	0.50136	90.65

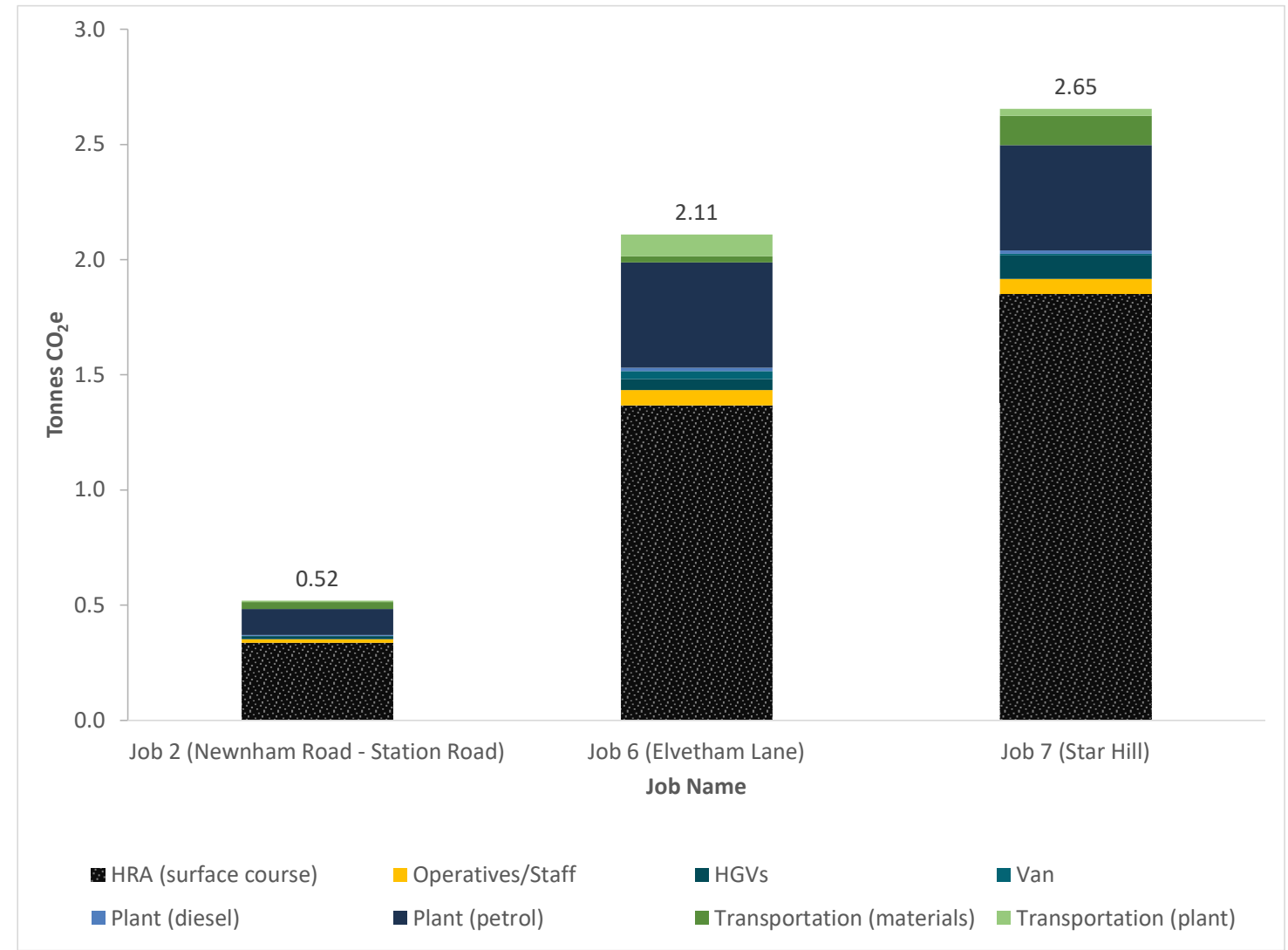
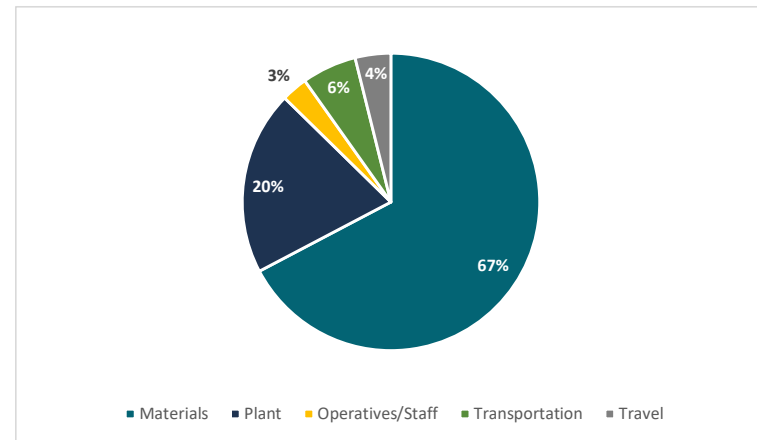
Row Labels	Sum of Total_kgCO2e
HRA (regulating course)	14299.26636
HRA (surface course)	68367.57938
Operatives/Staff	43.29386667
Plant (assumed diesel)	17532.98295
Road studs	799.2339022
Temporary traffic sign	27.93340451
Thermoplastic screed	9354.85916
Transport (plant)	44.90182159
Transportation (materials)	1847.827961
Transportation (waste)	35634.73965
Van	156.446688
Waste	1153.70981
Grand Total	149262.775

Row Labels	Sum of Total_kgCO2e	
Carriageway Resurfacing	138883.2857	93.05%
Road Marking	10260.91001	6.87%
Traffic Management	118.5792925	0.08%
Grand Total	149262.775	

Item	Job 2 (Newnham Road - Station Road)	Job 6 (Elvetham Lane)	Job 7 (Star Hill)
HGVs	13.15024094	47.126358	100.61
HRA (surface course)	336.0327595	1367.65	1850.35
Operatives/Staff	16.352	66.74285714	66.74285714
Plant (diesel)	3.54191992	14.456816	14.45
Plant (petrol)	111.9104302	456.7740237	456.74
Transportation (materials)	31.70780476	26.485101	126.66
Transportation (plant)	5.263455209	93.6226975	30.39
Van	1.37108426	35.46596624	8.52
TOTAL	519.3296948	2108.32382	2654.462857

total tonnes CO2e **5.28**

Materials	3554.03276
Plant	1057.87319
Operatives/Staff	149.8377143
Transportation	314.1290585
Travel	206.2436494



HRA (surface course)
 Operatives/Staff
 HGVs
 Van

Plant (diesel)
 Plant (petrol)
 Transportation (materials)
 Transportation (plant)

Item	HR739 (The Hogget Junction)*	HR749 (Hartley Wintney)	HR764 (Haywards Cottage)
AC20 (binder course + reg)	661.0819991	9537.931074	0
Concrete/brick chambers	0	335.2448441	0
CRBM (binder course)	0	6.200263387	0
HRA (surface course + reg)	22768.61969	84482.69207	82666.84574
Ironwork	0	374.8104736	0
Mortar	0	26.74385109	0
Operatives/staff	0	231.264	43.29386667
Plant (assumed diesel)	6784.241624	19468.36243	17532.98295
Transport (materials)	5612.11606	12306.10758	1847.827961
Transport (plant)	3.119084568	20.07910691	44.90182159
Transport (waste)	18563.04058	43026.52613	35634.73965
Van	0	511.236792	156.446688
Waste	675.1411379	1483.562268	1153.70981
Thermoplastic screed	0	0	9354.85916
Temporary traffic sign	0	0	27.93340451
Road studs	0	0	799.2339022
AC20 (base course)	1046.713165	0	0
TOTAL	56114.07334	171810.7609	149262.775

Materials	212088.9096	24476.41486
Plant	43785.587	0.436190307
Operatives/Staff	274.5578667	
Transportation	117058.458	
Travel	667.68348	
Waste	3312.413216	

Total 377187.6092
Missing 0

